



AGENDA

CABINET

**Monday, 23rd September, 2019, at 10.00
am**
**Darent Room, Sessions House, County
Hall, Maidstone**

Ask for: **Denise Fitch**
Telephone: **Tel: 03000 416090,
denise.fitch@kent.gov.uk**

Tea/Coffee will be available 15 minutes before the meeting.

Webcasting Notice

Please note: this meeting may be filmed for live or subsequent broadcast via the Council's internet site – at the start of the meeting the Chairman will confirm if all or part of the meeting is being filmed.

By entering the meeting room, you are consenting to being filmed and to the possible use of those images and sound recordings for webcasting and/or training purposes. If you do not wish to have your image captured, then you should make the Clerk of the meeting aware.

UNRESTRICTED ITEMS

(During these items the meeting is likely to be open to the public)

1. Introduction/Webcasting
2. Declaration of Interests by Member in Items on the Agenda for this meeting
3. Minutes of the Meeting held on 15 July 2019 (Pages 3 - 6)
4. Quarterly Performance Report, Quarter 1, 2019/20 (Pages 7 - 54)
5. Select Committee - Knife Crime (Pages 55 - 140)

Motion to Exclude the Press and Public

That under Section 100A of the Local Government Act 1972 the press and public be excluded from the meeting for the following business as it involves the likely disclosure of exempt information as defined in paragraph 3 of Part 1 of Schedule 12A of the Act.

EXEMPT ITEMS

6. 19/00058 Maidstone East Development (Pages 141 - 196)

Benjamin Watts
General Counsel
03000 416814

Friday, 13 September 2019

KENT COUNTY COUNCIL**CABINET**

MINUTES of a meeting of the Cabinet held in the Darent Room - Sessions House on Monday, 15 July 2019.

PRESENT: Mr P B Carter, CBE, Mrs C Bell, Miss S J Carey, Mr M C Dance, Mr R W Gough, Mrs S V Hohler (Substitute for Mr P M Hill, OBE), Mr E E C Hotson, Mr P J Oakford, Miss C Rankin and Mr M Whiting

ALSO PRESENT: Mr R L H Long, TD

IN ATTENDANCE: Mrs A Beer (Corporate Director of People and Communications), Mr D Cockburn (Corporate Director Strategic & Corporate Services), Mrs B Cooper (Corporate Director of Growth, Environment and Transport), Mr M Dunkley CBE (Corporate Director for Children Young People and Education), Mr S Grimshaw (Strategic Programme Manager), Mrs C Head (Head of Finance Operations), Mr A Scott-Clark (Director of Public Health), Mr D Shipton (Head of Finance - Planning, Policy & Strategy - and Acting Section 151 Officer), Mr D Smith (Director of Economic Development), Ms P Southern (Corporate Director, Adult Social Care and Health) and Mr B Watts (General Counsel)

UNRESTRICTED ITEMS**105. Apologies and Substitutes**

(Item)

1. Apologies had been received from Mr Hill, Mrs Hohler was substituting.

106. Minutes of the Meeting held on 24 June 2019

(Item 3)

RESOLVED that the minutes of the meeting held on 24 June 2019 were correctly recorded and that they be signed by the Chairman.

107. Revenue and Capital Budget Monitoring - May 2019-20

(Item 4)

1. Mr Oakford (Deputy Leader and Cabinet Member for Finance and Traded Services) introduced this report. This was a two month report which showed a forecast revenue pressure of £0.661m. There was a £1.8m pressure on Adult Learning Disability, the forecast for Children, Young People and Education showed a pressure of £2.8m (£500k being Asylum and £1.8m Special Educational Needs and Disability (SEND)). The report was to be taken in conjunction with the High Needs Budget pressures.

2. Mr Oakford highlighted the Business Rate Compensation Grant which would provide an additional £3.2m (unaudited) and Cabinet was asked to agree, consistent with last year, that any additional money should be transferred into the local taxation

equalisation reserve to smooth future fluctuations in the business rates baseline and collection fund.

3. Referring to the capital monitoring position there was a reported variance of - £40.7m this was summarised in section 6 of the report.

4. The Leader commented on the importance of monitoring the High Needs Funding and SEN funding in a quarterly report to Cabinet. This was a national issue that needed addressing following the change in regulations in 2014.

5. Cath Head commented that the figures contained within the first monitoring report were considerably lower than in previous years and there were a number of assumptions made within the report, it was expected that the pressure would increase before it reduced but officers would continue to report to Cabinet.

RESOLVED that Cabinet:

i) **Note** the forecast revenue budget monitoring position for 2019-20 and capital budget monitoring position for 2019-20 to 2021-22, and that the forecast pressure on the revenue budget needs to be eliminated as we progress through the year.

ii) **Agree** that any additional Business Rate receipts received over and above the 2018-19 budgeted amount, are transferred to the local taxation equalisation reserve to smooth future fluctuations in the business rates baseline and collection fund.

ii) **Agree** the revenue budget realignment set out in Appendix 3.

iii) **Agree** the capital budget realignment set out in section 6.4.

108. KCC Bus Feedback Portal - Summary of Feedback received January to May 2019

(Item 5)

1. The Leader explained that the Bus Feedback Portal was introduced in January 2019 as a response to feedback received during last year's Big Conversation on rural transport. The portal was designed to enable bus users to tell KCC about their experiences of using bus services and allowed KCC to capture data and identify trends.

2. Mr Whiting explained that the figures shown in the report showed an initial spike in interest following the launch in January, Mr Whiting had quarterly meetings with bus operators and he was able to pass on to them feedback gathered through the portal. A letter from KCC would be sent to Head Teachers prompting them to remind their pupils and parents about the portal and that it was a good way to ensure their issues were recorded. The Leader suggested that this letter also be sent to the District, Borough, Town and Parish Councils.

3. A Member commented on the feedback relating to particular routes being delayed due to congestion in towns in Kent and the further growth in housing compounding this issue.

4. The Leader asked for a report back on the KCC Bus Feedback Portal in November 2019.

RESOLVED that Cabinet note the contents of the report and request that a report be brought to Cabinet in November 2019.

109. No Use Empty update and continuation of the initiative
(Item 6)

1. Mr Dance (Cabinet Member, Economic Development) introduced this item. This was a good news story but there were still 5000 long term empty properties across Kent, the income that could be generated from those properties in business rates and council tax was considerable, there were only two outstanding debts across the scheme.

2. Steve Grimshaw (Strategic Programme Manager) gave a presentation to Cabinet Members - available [online here](#).

3. Kent's initial investment into the No Use Empty (NUE) scheme was £5m. To date NUE had awarded £27m in short term secured loans and had levered in £29m from the public/private sectors, giving a total investment of £56m across Kent. It was considered that KCC had a strong partner relationship with the 12 District Councils in Kent and was also hoping to work with Medway Council.

4. The Leader congratulated Mr Grimshaw and his team on the success of the NUE scheme. He commented on the outstanding quality of the property conversions and asked how it was possible to ensure that recipients of the loans provided accommodation that was built to a good or excellent standard. Mr Grimshaw explained that there was a legal document ensuring that if money was provided the recipient had to bring the property up to the Government's decent homes standard. KCC and district colleagues monitored the projects and reinforced that a high standard was required. In response to a further question Mr Grimshaw confirmed that the majority of empty properties remained in East Kent, the district council directed properties which could be considered under the scheme, KCC would undertake site visits, meet the owners of the properties and make a plan to find the best solution to bring the property back into use and reduce the number of empty properties in each district.

5. A Member asked if there would be further opportunities to work with the Homes and Communities Agency (HCA) now there was demonstrable success with the initial NUE money? Mr Grimshaw explained that his team was always looking for opportunities to draw money back into Kent.

6. A Member asked whether the number of houses brought back into use under the NUE scheme benefitted the local authorities against their housing targets as set by Government within their local plan? Mr Grimshaw understood that currently any empty properties brought back into use were not counted against the local plan. David Smith explained that a number of attempts had been made to change national policy both to count conversions that NUE had produced within the local plan and by showcasing what Kent had done, there was no similar scheme anywhere else in the Country. Officers would like to align central government funding and rules, currently no central government money was available for the scheme, apart from KCC's bid to the Growing Places Fund. The NUE team relied on KCC's Capital Programme which was repaid every three years, and then made further bids.

RESOLVED that Cabinet thank officers for the update and note the report.

From: Susan Carey – Cabinet Member for Customers, Communications and Performance
David Cockburn – Corporate Director, Strategic and Corporate Services

To: Cabinet - 23 September 2019

Decision No: n/a

Subject: **Quarterly Performance Report, Quarter 1, 2019/20**

Classification: Unrestricted

Summary: The purpose of the Quarterly Performance Report (QPR) is to inform Cabinet about the key areas of performance for the authority. This report presents performance to the end of June 2019 (Quarter 1 2019/20)

Of the 35 Key Performance Indicators (KPIs) contained within the QPR, 24 achieved target (Green) 7 achieved and exceeded the floor standard however not the target to achieve Green (Amber). 4 KPIs did not meet the floor standard (Red)

Recommendation(s):

Cabinet is asked to NOTE the Quarter 1 Performance Report.

1. Introduction

- 1.1. The Quarterly Performance Report (QPR) is a key mechanism within the Performance Management Framework for the Council. The report for Quarter 1, 2019/20 is attached at Appendix 1
- 1.2. The QPR includes 35 Key Performance Indicators (KPIs) where results are assessed against Targets and Floor Standards agreed by Cabinet Members at the start of the financial year.

2. Quarter 1 Performance Report

- 2.1. Results for KPIs compared to Target are assessed using a Red/Amber/Green (RAG) status.
- 2.2. Of the 35 KPIs included in the report, the latest RAG status are as follows:
 - 24 are rated Green - target was achieved or exceeded
 - 7 are rated Amber - Performance achieved or exceeded the expected floor standard but did not meet the target for Green
 - 4 are rated Red - Performance did not meet the expected floor standard
- 2.3. During the quarter, 16 indicators had improved results, 8 had no change and 11 showed a fall in performance.

2.4. The 4 indicators where the RAG rating is Red, are:

- Environment and Transport
 - Percentage of routine pothole repairs completed within 28 days
- Children, Young People and Education
 - Percentage of 16-18 year olds who start an apprenticeship
 - Percentage of Education, Health and Care Plans (EHCPs) issued within 20 weeks
 - Percentage of cases closed by Early Help Units with outcomes achieved

3. Recommendation(s)

Recommendation(s):

Cabinet is asked to NOTE the Quarter 1 Performance Report.

4. Contact details

Rachel Kennard
Chief Analyst
Strategic Commissioning
Telephone: 03000 414527
Rachel.Kennard@kent.gov.uk

Vincent Godfrey
Strategic Commissioner
Telephone: 03000 419045
Vincent.Godfrey@kent.gov.uk

Kent County Council

Quarterly Performance Report

Quarter 1

2019/20

Produced by: KCC Strategic Commissioning – Performance and Analytics
E-mail: performance@kent.gov.uk
Phone: 03000 415501



Key to KPI Ratings used

This report includes 35 Key Performance Indicators (KPIs), where progress is assessed against Targets which are set at the start of the financial. Progress against Target is assessed by RAG (Red/Amber/Green) ratings. Progress is also assessed in terms of Direction of Travel (DoT) through use of arrows.

GREEN	Target has been achieved
AMBER	Floor Standard* achieved but Target has not been met
RED	Floor Standard* has not been achieved
↑	Performance has improved
↓	Performance has worsened
↔	Performance has remained the same

*Floor Standards are the minimum performance expected and if not achieved must result in management action

Key to Activity Indicator Graphs

Alongside the Key Performance Indicators this report includes a number of Activity Indicators which present demand levels for services or other contextual information.

Graphs for activity indicators are shown either with national benchmarks or in many cases with Upper and Lower Thresholds which represent the range activity is expected to fall within. Thresholds are based on past trends and other benchmark information.

If activity falls outside of the Thresholds, this is an indication that demand has risen above or below expectations and this may have consequences for the council in terms of additional or reduced costs.

Activity is closely monitored as part of the overall management information to ensure the council reacts appropriately to changing levels of demand.

Data quality note

All data included in this report for the current financial year is provisional unaudited data and is categorised as management information. All current in-year results may therefore be subject to later revision.

Table of Contents

Executive Summary	2
Customer Services	4
Economic Development & Communities	10
Environment and Transport	15
Children, Young People and Education	21
Adult Social Care	32
Public Health	39
Corporate Risk Register	42

Executive Summary

24 of the 35 indicators are rated as Green, on or ahead of target. 7 reached and exceeded the floor standard (Amber) 4 KPIs did not achieve the floor standard (Red). 16 indicators were improving, with 11 showing a decline in performance.

	G	A	R	↑	↔	↓
Customer Services	3			1	1	1
Economic Development & Communities	2			2		
Environment and Transport	4	1	1	1	2	3
Children, Young People and Education	6	5	3	5	4	5
Adult Social Care	5			5		
Public Health	4	1		2	1	2
TOTAL	24	7	4	16	8	11

Customer Services - Satisfaction with Contact Point advisors, the percentage of phone calls answered, and percentage of complaints responded to within timescale all achieved target. Phone call volumes continue to reduce, with more contacts and transactions completed online.

Economic Development & Communities – The No Use Empty programme, which returns long term empty domestic properties into active use, remains ahead of target. Library visits were within expectations in the quarter, but issues were below expectations. Economic indicators are performing better than national average. Housing delivery in the county continues to be around 7,000 new dwellings a year.

Environment and Transport – Two of the four Highways indicators met target. Pothole repairs completed in timescale dropped below floor standard as the contractor was unable to deploy additional crews. Recovery plans have been implemented and are being routinely monitored, but due to severe weather events, recovery has not been achieved as anticipated. Emergency highways incidents attended within 2 hours dropped below target following high demand in June. Outstanding work in progress is now within expected levels for the time of year. The percentage of municipal waste diverted from landfill exceeded target. The council continues to reduce its Greenhouse gas emissions well ahead of target.

Education – The percentage of state funded schools which are Good or Outstanding increased to be above target at 91%. Early Years settings at 98% Good or Outstanding continued to meet target. The percentage of 16-17 year olds not in education, employment, or training (NEET) remained at 3.1%. Provisional data for apprenticeship starts for 16 to 18 years olds is similar to last year's level and remain below the floor standard. KCC are promoting apprenticeships throughout Kent to raise awareness and increase the number of opportunities available via the apprenticeship Action Plan.

Completion of Education, Health and Care Plans (EHCPs) in timescale remains below floor standard reflecting the significant increased demand for assessments. This is one area to be addressed by the Written Statement of Action, jointly produced by the KCC and local Clinical Commissioning Groups. Actions underway include streamlining the

workflows within Synergy (the management information system), a new robust quality assurance process created in collaboration with colleagues from Health and Social Care and recruiting additional staff.

Children's Integrated Services - Permanent pupil exclusions and first-time entrants to the Youth Justice System both remain above target. Outcomes achieved for Early Help cases fell to be just below floor standard with a higher than normal number of families declining support at first contact, and disengagement from support at later stages in the pathway.

The percentage of case holding posts filled by permanent social workers fell just below target. Repeat referrals to children's social care, and foster care placements with in-house fostering or relatives and friends, did not improve and remain below target. The percentage of children in care with 3 or more placements, and average number of days for adoption both met target. The percentage of Care Leavers in education or employment improved and is close to target. Contacts proceeding to Early Help has stabilised after increasing the previous two quarters. Referrals for children's social care increased slightly, as did caseloads and children with child protection plans, although the latter two are still behind the latest national average. The number of children in care increased for the first time after a sustained reduction. Other local authority children in care placed in Kent at 1,377 is at its highest level for several years

Adult Social Care – Contacts resolved at first point of contact improved to move further ahead of target. The number of clients referred to enablement and the number of clients who remain independent after an enablement service, continue to exceed target. The number of admissions to residential and nursing care reduced and now meets the new target. The proportion of people experiencing a delay in transfer of care from hospital where the council is responsible was better than target, but total delays including where the NHS is responsible, increased sharply which was not reflected nationally.

Public Health – The number of NHS Health Checks completed over the last 12 months increased but remains below target. Clients offered appointments to GUM services to be seen within 48 hours remained at 100%. The number of universal checks delivered by the Health Visiting service and the percentage of Live Well clients who would recommend the service continue to exceed target. June data is not yet available for successful completions of drug and alcohol treatment.

Customer Services	
Cabinet Member	Susan Carey
Corporate Director	Amanda Beer

KPI Summary	GREEN	AMBER	RED	↑	↔	↓
	3			1	1	1

Customer contact through Contact Point (KCC's call centre) is provided by the strategic partnership with Agilisys. Digital services are provided by KCC.

Satisfaction with Contact Point advisors remained high in the quarter and continues to exceed the target. Performance for the percentage of calls answered by Contact Point remained above target.

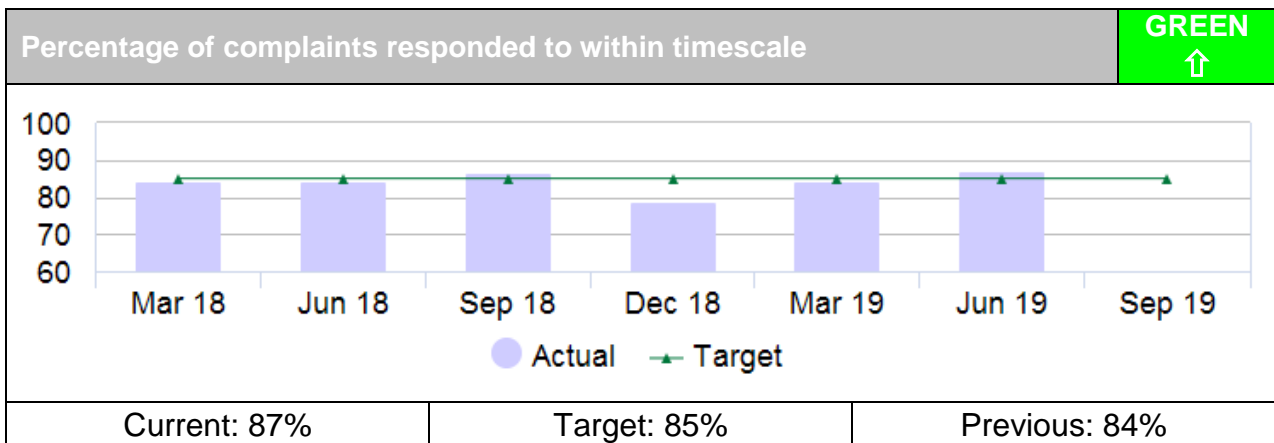
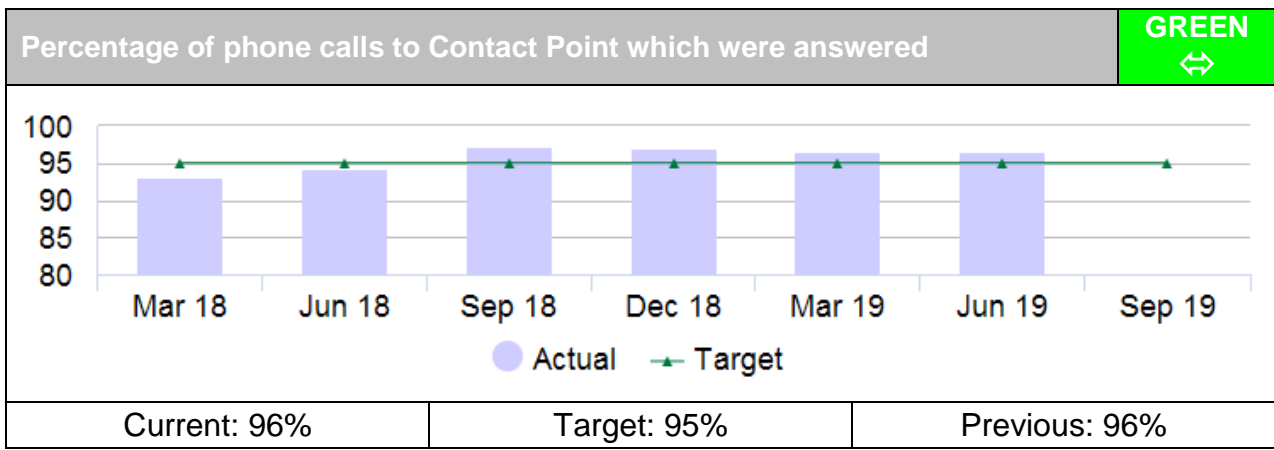
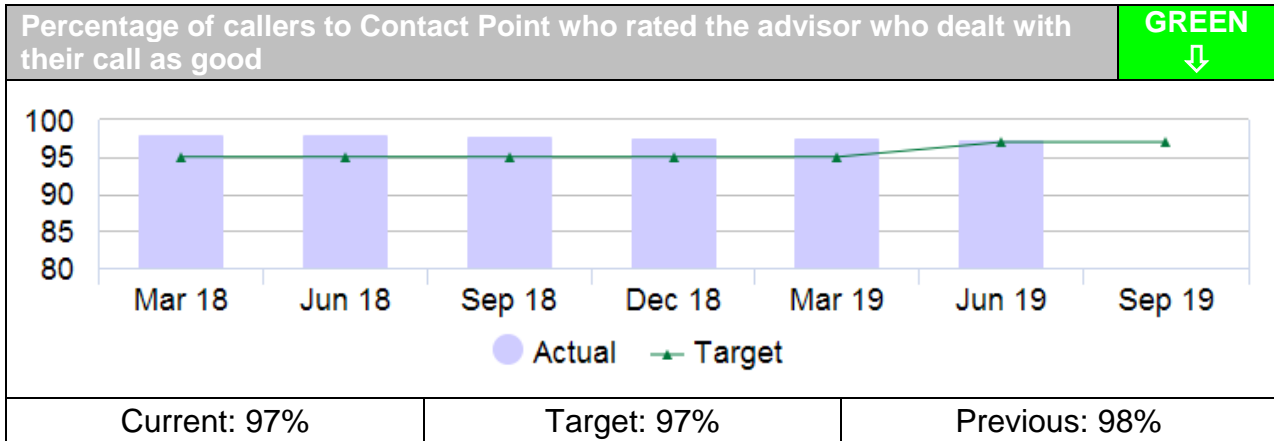
Complaints responded to in timescale saw a significant improvement on the previous quarter following management action to address performance, with 87% of complaints responded to in time.

Overall call volumes handled by Contact Point were 14% lower than the same period last year, with 9% fewer calls handled in the last 12 months compared to the previous year. Average call time increased to 4 minutes 45 seconds, likely due to the number of new starters who tend to take longer to deal with a call than more experienced staff.

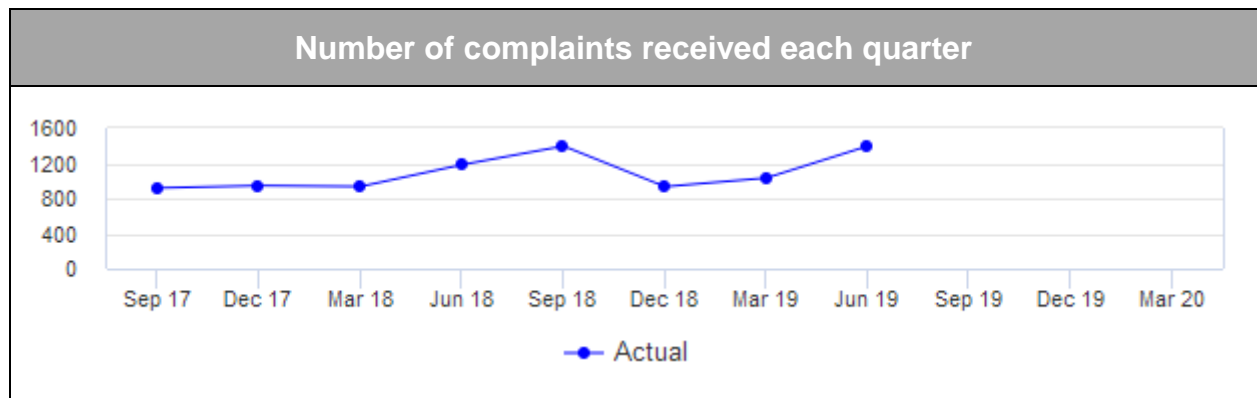
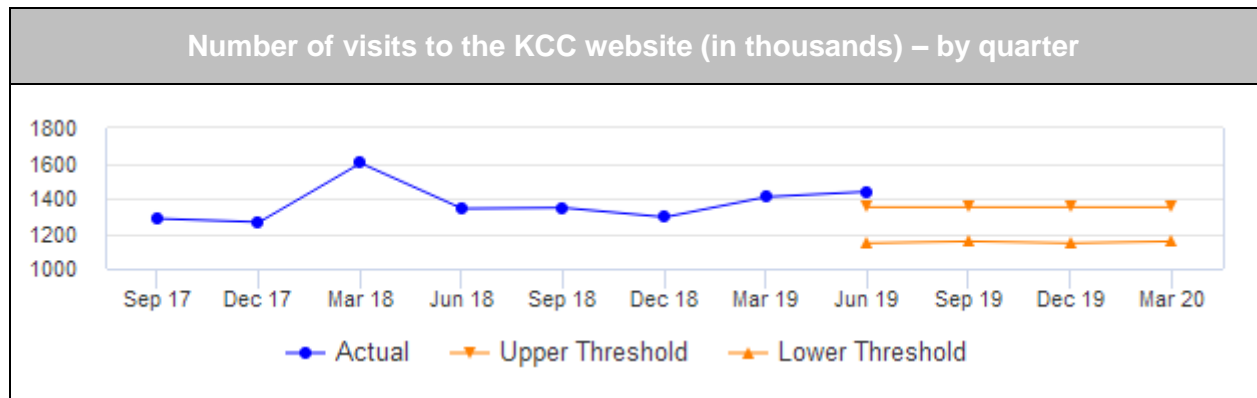
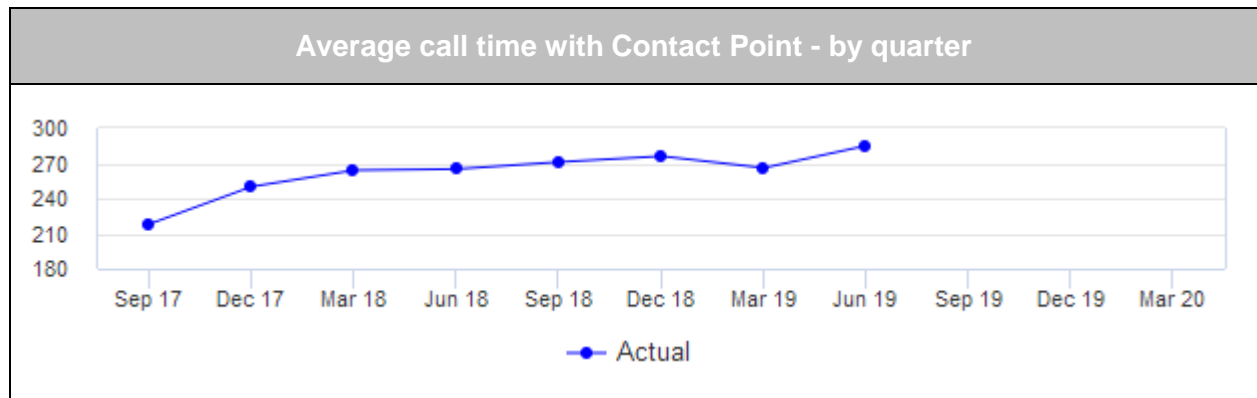
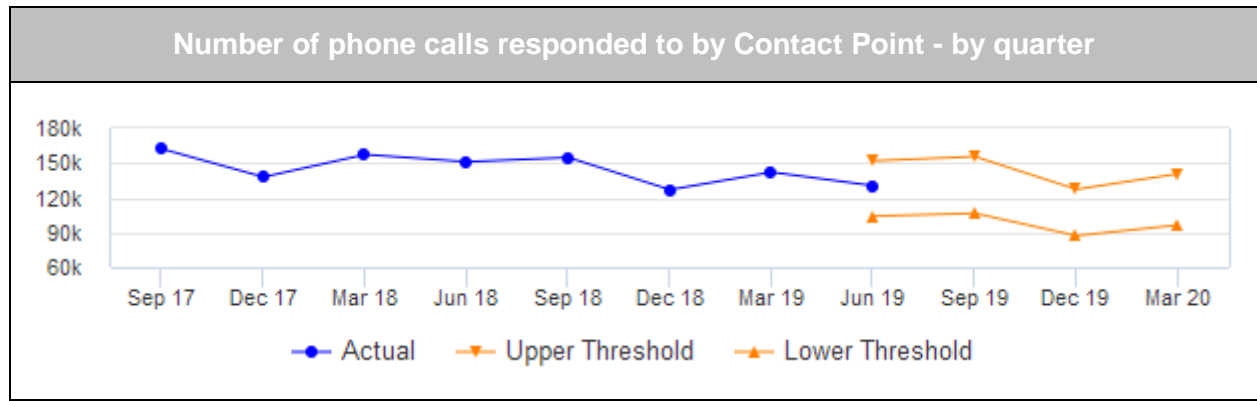
Visits to the KCC website were above expectations with increased numbers viewing the jobs section, and a large increase in visits to the school transport pages, predominately when changes to the Kent Travel Saver Card were made public.

Complaints received increased in comparison with the previous quarter, and numbers remain higher over the last 12 months compared to the 12 months before that. The increase may reflect how all services are now using the central feedback system, which more accurately captures complaints. Training has been rolled out to help staff identify feedback appropriately, to ensure this is accurately recorded and logged across all KCC services. It is also now easier for people to offer feedback online.

Key Performance Indicators



Activity indicators



Customer Services – Contact Activity

Number of phone calls, e-mails and post responded to by Contact Point

Contact Point dealt with 6% fewer contacts than the previous quarter, and 13% fewer than for the same period last year. The 12 months to June 2019 saw 9% fewer contacts responded to than in the 12 months to June 2018.

Service area	Jul-Sep	Oct-Dec	Jan-Mar	Apr - Jun	Yr to Jun 19	Yr to Jun 18
Adult Social Care	31	26	28	31	116	129
Specialist Children's Services	24	21	22	20	88	89
Highways	21	16	19	17	73	86
Blue Badges	13	12	16	11	53	47
Transport Services	11	7	8	8	35	39
Registrations	8	8	8	8	32	35
Libraries and Archives	9	8	8	7	33	43
Schools and Early Years	12	9	9	7	37	45
Speed Awareness	6	5	5	5	21	24
Adult Education	7	5	5	5	21	23
General	4	3	3	4	13	14
Waste and Recycling	4	3	3	3	13	13
Other Services	3	2	3	2	7	8
KSAS*	2	2	2	1	9	13
Total Calls (thousands)	155	127	140	130	552	608
e-mails handled	8	7	7	7	30	34
Postal applications	9	9	9	9	36	33
Total Contacts (thousands)	172	143	156	156	617	675

* Kent Support and Assistance Service

Numbers are shown in the 1,000's and will not add exactly due to rounding. Calculations in commentary are based on unrounded numbers so will not precisely match changes in table.

Out of hours calls are allocated 75% to Specialist Children Services, 15% for Highways and 10% Other.

Postal volumes mainly relate to Blue Badges and Concessionary Fares correspondence.

Customer Services – Complaints monitoring

The number of complaints received in the quarter were 35% higher than the previous quarter and 18% higher than the corresponding quarter last year. Over the last 12 months there has been a 28% increase compared to the previous year

The increase in Highways, Transportation and Waste complaints relate largely to public transport and the increase in costs to the young person's travel pass; there was also an increase following the changes to Household Waste Recycling charging structure. HTW have been working hard to resolve complaints and customer enquiries at first point of contact. Whilst there has been an increase in complaints about policy and process, there has been a reduction in the number of complaints regarding staff behaviour.

The uplift in Education complaints follows the publication of the recent Ofsted report on Special Educational Needs and/or Disabilities.

Service	12 mths to Jun 18	12 mths to Jun 19		Quarter to Mar 19	Quarter to Jun 19
Highways, Transportation and Waste Management	2,009	2,268		481	774
Adult Social Services	485	820		219	206
Specialist Children's Services	379	471		111	144
Education & Young People's Services	205	336		59	121
Libraries, Registrations and Archives	303	518		89	79
Strategic and Corporate Services	144	147		40	38
Environment, Planning and Enforcement & Economic Development	93	74		15	22
Adult Education	58	71		18	11
Total Complaints	3,676	4,705		1,032	1,396

Customer Services – Digital Take-up

The table below shows the digital/online or automated transaction completions for Key Service Areas.

Transaction type	Online Jul 18 - Sep 18	Online Oct 18 - Dec 18	Online Jan 19 - Mar 19	Online Apr 19 - Jun 19	Total Transactions Last 12 Months
Renew a library book*	77%	76%	70%	77%	1,303,079
Report a Highways Fault	42%	49%	54%	49%	95,888
Book a Speed Awareness Course	78%	79%	78%	77%	37,043
Apply for a Young Person's Travel Saver	77%	83%	92%	83%	35,289
Apply for or renew a Blue Badge	62%	61%	55%	60%	30,785
Book a Birth Registration appointment	73%	76%	77%	75%	18,287
Apply for a Concessionary Bus Pass	27%	29%	31%	36%	10,671
Report a Public Right of Way Fault	63%	66%	67%	68%	6,043
Highways Licence applications	81%	78%	82%	83%	6,042
Apply for a HWRC recycling voucher	97%	96%	98%	96%	4,389

* Library issue renewals transaction data is based on individual loan items and not count of borrowers.

Economic Development & Communities	
Cabinet Members	Mark Dance, Mike Hill
Corporate Director	Barbara Cooper

KPI Summary	GREEN	AMBER	RED	↑	↔	↓
	2			2		

Support for business

In the period 2012-16, Kent's Regional Growth Fund (RGF) programmes committed £56.3 million of loans and other funding for Kent businesses. As a result, over 240 businesses in Kent and Medway have so far created 3,042 jobs and safeguarded a further 1,356, making a total of 4,398 jobs to the end of March 2019.

Following repayment of the original loans, the Kent and Medway Business Fund (KMBF) was launched in January 2017. This fund has so far committed £6.4 million to 50 businesses in Kent and Medway, to create 77 jobs and safeguarded a further 41 jobs. A new £5 million funding round opened in June 2019.

The South East Local Enterprise Partnership (SELEP) funded Innovation Investment Loan scheme, managed by KCC over the period 2015-2018, has so far committed £6.2 million to 19 businesses in Kent and Medway, creating 76 jobs and safeguarding a further 38 jobs, making a total of 114 jobs to the end of March 2019.

Converting derelict buildings for new housing

In the first quarter of 2019/20, 136 long term empty properties were made fit for occupation through the No Use Empty (NUE) Programme, bringing the total to 6,047 modernised since the programme began in 2005. Total NUE investment currently stands at £59 million (£30 million from KCC recycled loans and £29 million from public/private sector leverage).

NUE was awarded an additional £1 million from the Government's Growing Place Fund (2018) to bring empty commercial space back into use as mixed commercial and residential accommodation. A further four projects will be co-funded this financial year bringing the total number of projects supported to 10. This will yield 11 commercial units and create 27 new residential units within coastal towns.

Infrastructure

Between 2015/16 and 2020/21, £138m of grant funding is being allocated to infrastructure projects in Kent by the South East Local Enterprise Partnership (SELEP). In addition, £14.4m of loan funding is being allocated to KCC for projects that will deliver new jobs and homes.

In this last quarter, Local Growth Funding (totalling £14.7m) has been reallocated by SELEP to other projects. The original allocation having been withdrawn from the A2 Wincheap Off-Slip Project (following a successful Growth & Housing Fund application), the Sturry Integrated Transport Project (in response to local feedback), the A28 Chart Road Project (due to the developer not providing a bond to cover the developer funding contributions), and the East Peckham Project (due to the project's expected extension of works beyond the Growth Deal period).

SELEP has approved the allocation of Local Growth Funding to the following projects in the last quarter:

- £4m has been allocated to the Kent and Medway Medical School;
- £14m to the Thanet Parkway project (subject to the GRIP 4 costs);
- £4.2m to the Maidstone Integrated Transport Package;
- £1.6m to the M2 Junction 5 project; and
- £1m to the Kent Sustainable Interventions Programme. The projects within the Programme for 19/20 are the Maidstone East redevelopment expansion and the Week Street/County Road raised table projects.

Broadband

Kent's Broadband Delivery UK (BDUK) programme has now brought superfast broadband to over 138,250 properties which would otherwise have had no or slow broadband connectivity.

Openreach have just been contracted to deliver a new project which will connect full fibre (fibre-to-the-premise) to over 5,000 rural homes and businesses in Kent that currently have a poor broadband service. The planning work for the new connections started in August 2019 and the infrastructure build will commence in early 2020.

Funding Infrastructure

KCC has a statutory right to seek financial contributions for capital investment from developers of new housing sites. In the first quarter ending June 2019, 18 Section 106 agreements were completed and a total of £4.6 million was secured, as outlined in the table below.

s.106 contributions secured £000s	Jul to Sep 2018	Oct to Dec 2018	Jan to Mar 2019	Apr to Jun 2019
Primary Education	3,376	4,545	1,380	2,568
Secondary Education	3,496	3,928	682	1,800
Adult Social Care	9	80	53	58
Libraries	188	156	94	175
Community Learning	14	44	18	48
Youth & Community	13	18	11	40
Total	7,097	8,772	2,237	4,688
Secured as % of Amount Sought	99%	99%	99%	100%

Kent Film Office

In the first quarter of 2019/20, the film office handled 202 filming requests and 93 related enquiries. The office logged 178 filming days bringing an estimated £1 million direct spend into Kent.

Production highlights include the feature film Ammonite, TV Dramas Pennyworth, Belgravia, Liar series 2, Dracula, The Family, My Grandparents War, The 21st Guide to Cruises, and Barcroft Cars. The Office helped producers of music videos for multiple artists and commercials for Virgin Trains, O2, OPPO, the Co-Op, Somavert, and Select Specs and photoshoots for Vogue Italia, Vogue ME, Mint Velvet, Paloma Faith, ASOS, Primark, Alexander McQueen, and Slimming World Magazine.

The Film Office supported seven work experience candidates and facilitated four students' placements on visiting productions.

Libraries, Registration and Archives (LRA)

During the quarter the service conducted a public engagement exercise to decide the opening hour pattern for each library. Customers were asked to choose between several options proposed by the local management teams and the final recommended opening hours were then agreed with Cabinet Member Mike Hill. Consultation with staff has commenced in order to implement the new structure and opening hours on 30 September 2019.

As a result of the heavy rain in early June, two libraries were flooded which led to unplanned closures; Folkestone was closed for two weeks and Shepway closed for one week. Folkestone ground floor has now reopened with plans being drawn up for the works required to the building.

After seven months of consistent growth in issues since October 2018, they are down by 2.2% compared to the same quarter last year. Potential reasons for this change are being explored. In line with the move to online and changes in library opening hours, physical visits continue to reduce and are down by 8%. The online offer continues to expand with consistent growth in all e-issues. E-books, audio-books, magazines and newspapers increased by 43% when compared with the same period last year. E-issues are now the equivalent of the six top physical issuing locations.

Results of the customer satisfaction survey of those who have participated in a Citizenship ceremony remains high with 97% of customers saying they were satisfied with the service. Surveys covering other parts of the service are planned for the year.

Emergency Planning

Kent Resilience Team is currently undertaking detailed contingency planning to address any community impacts arising from potential traffic congestion resulting from a no-deal EU exit. This activity is informed by Brexit Community Impact Assessments completed by Districts and traffic risk assessment data.

Community Safety

Community Safety successfully recruited ten new Community Wardens, who have undertaken their 4-week training and will be deployed in various areas across Kent from August 2019.

Coroners

KCC recently met with Hampshire, East Sussex, Surrey and West Sussex County Councils, to discuss a strategic approach to Government around future funding of Coroners services. Next steps include a regional meeting of SE7 Senior Officers, Cabinet Members and relevant Senior Coroners.

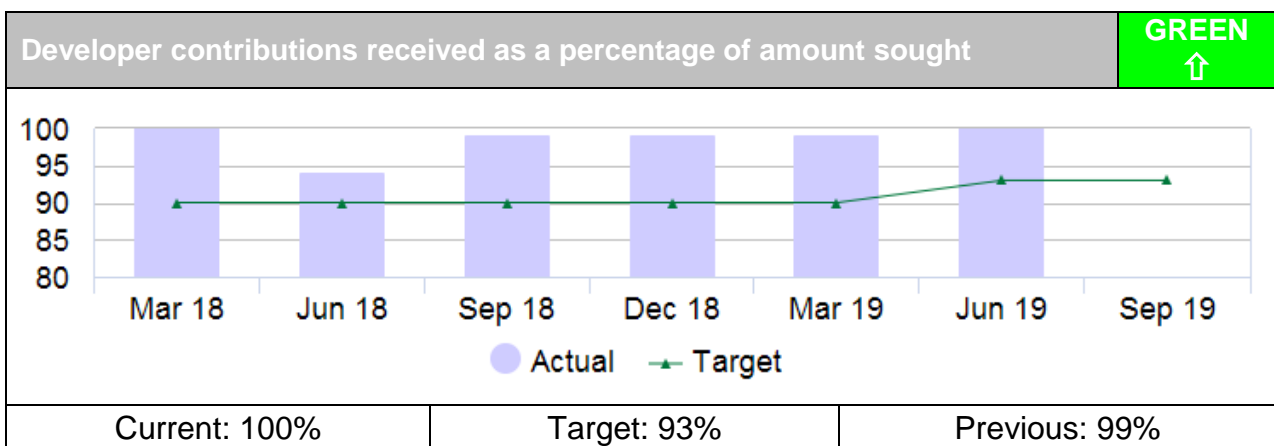
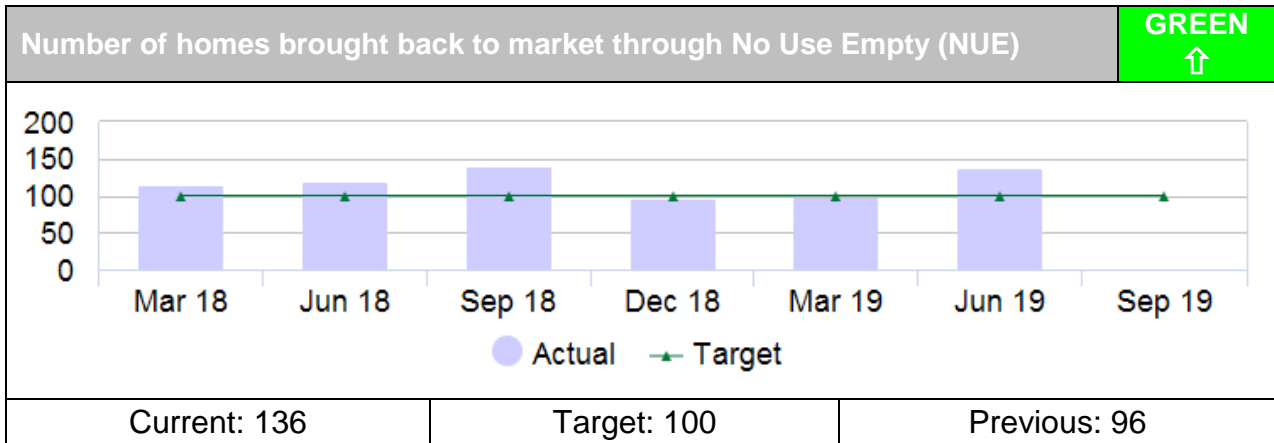
Kent Downs Area of Outstanding Natural Beauty (AONB)

Kent Downs AONB's bid for a project called 'Experience' has been successful. This four-year project, worth €23m, will involve working in partnership with Visit Kent and 12 other English and French organisations, with investment secured into a number of KCC Environment, Planning and Enforcement services. 'Experience' has been designed to extend the tourism season and increase visitor spend by focusing growth on overnight stays and high value tourism, to improve local tourism transport links to improve the sustainability of tourism and reduce its social and environmental impact.

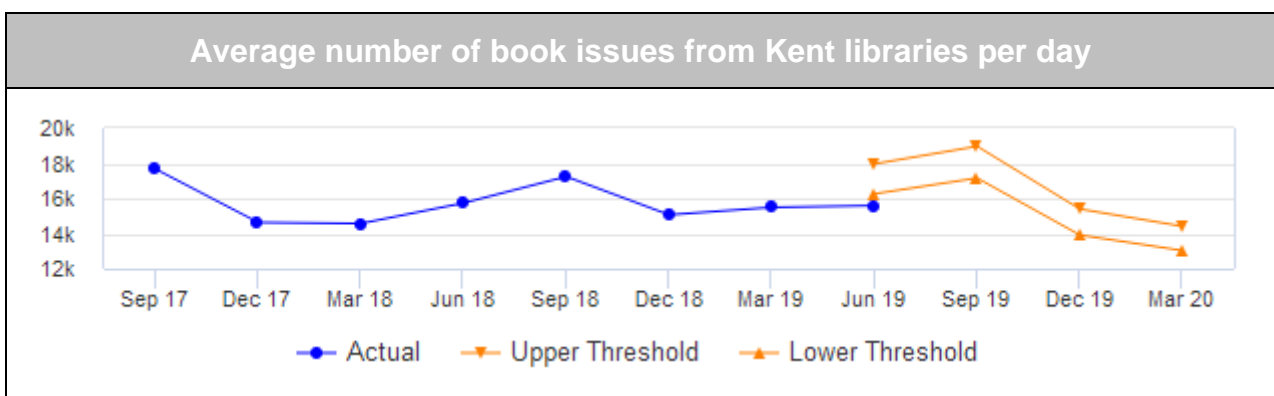
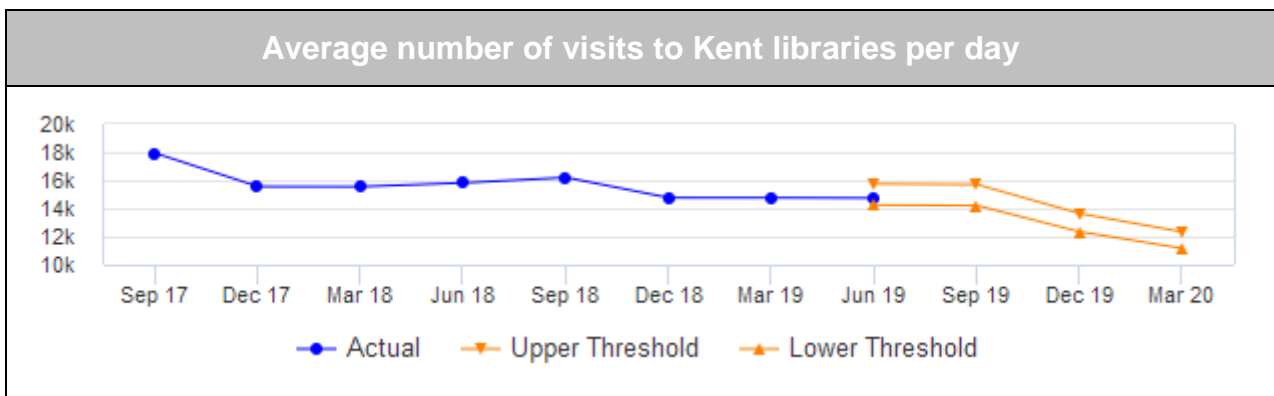
Kent Country Parks

For the 10th year in a row Country Parks has received seven green flags in the Green Flag Awards. Shorne Woods Country Park has been highlighted as one of the very best parks in the country.

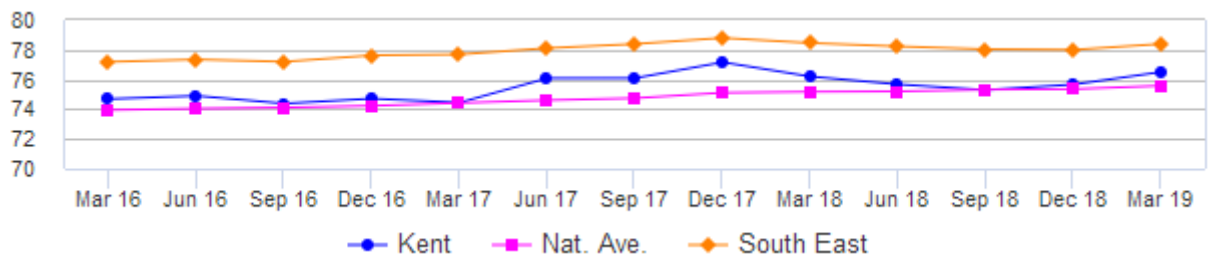
Key Performance Indicators



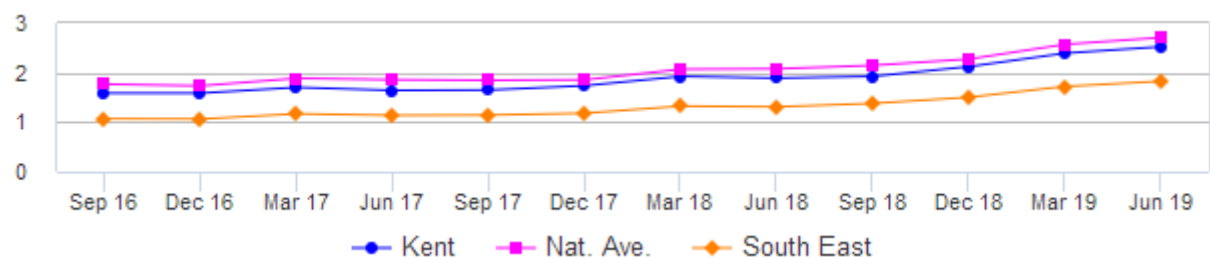
Activity indicators



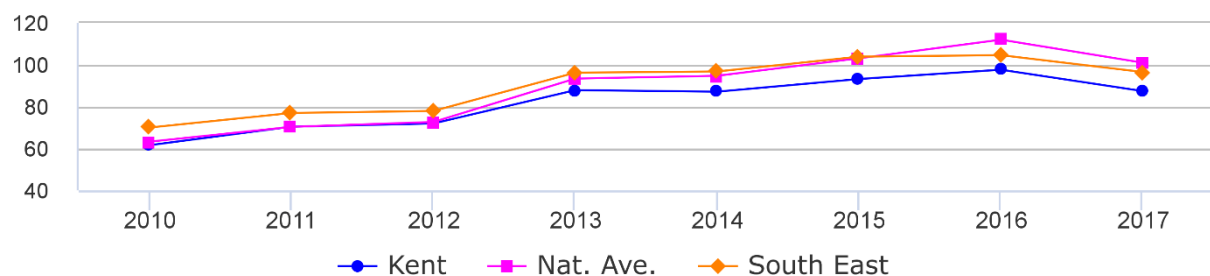
Percentage of population aged 16 to 64 in employment
(from the Annual Population Survey)



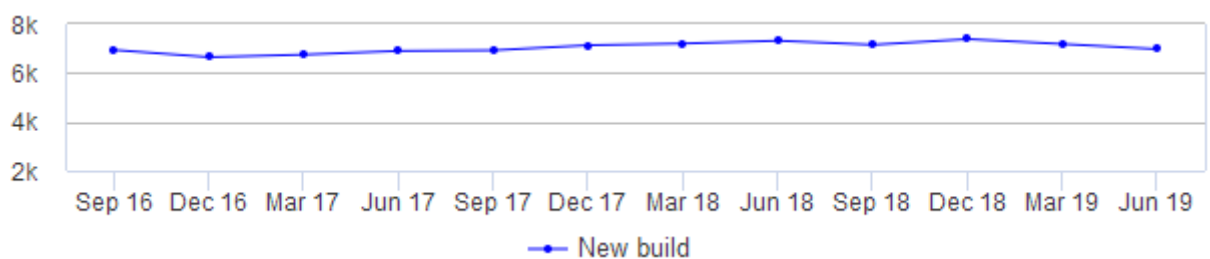
Percentage of population aged 16 to 64 claiming unemployment benefits



Business start-ups per 10,000 population aged 18 to 64



New dwelling completions based on energy certificates issued
(rolling 12-month totals)



Environment and Transport	
Cabinet Member	Mike Whiting
Corporate Director	Barbara Cooper

KPI Summary	GREEN	AMBER	RED	↑	↔	↓
	4	1	1	1	2	3

Highways

Performance for the quarter was on or above target for two out of four key indicators. Response to routine 28-day potholes faults at 78% is below the customer standard of 90% and has been impacted by the ability of the term maintenance contractor to source additional crew in this peak period of demand. Recovery plans have been implemented and are being monitored on a routine basis, but due to severe weather events progress against recovery has not been as anticipated. High risk potholes were prioritised and repaired on time (2-hour, 24-hour, and 7-day response) and an action plan is in place for the routine faults with performance now improving to 93% in June. The 2-hour emergency response was under target at 96% due to the high demand caused by the heavy rain in June (customer standard is 98%).

New enquiries and faults raised for action by customers was at the lower end of seasonal demand at 20,270 compared to 27,873 for the same time last year. Open customer enquiries (or work in progress) is now at 6,282 and this is within seasonal expectations. This is much lower than the 8,419 experienced at the same time last year. So far this quarter over 29,000 requests for permits to work on the highway have been processed, with 100% responded on time.

In this quarter, following the Government publication of new research relating to 20mph speed limits, a review was undertaken, and the County Council's approach was updated to ensure the requirements of the latest guidance are met.

KCC continue to work with partners at a national and local level to prepare for all potential Brexit scenarios and mitigate risks as far as reasonably practical.

Phase 4 of the pothole blitz programme concluded in April 2019 and Phase 5 has commenced with a further £5m allocated for patching and filling potholes throughout the summer period. Weekly updates continue to be sent to KCC Members, District and Council Leaders, and Kent MPs. The road resurfacing programme is now well underway with a substantial increased volume of work due to additional KCC capital funding investment of around £20m.

The target of 118,000 streetlight LED lantern conversions were successfully delivered in May. The new LED's, along with a central management system, will mean energy use can be monitored and save Kent taxpayers up to £5.2 million per year on energy costs, automatically detect faults, dim lights and remotely control the time that the lights turn on and off.

Casualty Reduction

Comparing calendar year 2018 with the most recent 3-year average (2015-17) shows Killed and Seriously Injured (KSI) casualties down from 777 to 731 (-46) and all casualties down from 5,904 to 5,336 (-568). Fatalities in 2018 show a reduction of 20% on 2017 (60 to 48).

For January to March 2019 compared to the same period last year, fatalities are down 29%, KSI down 8%, and total casualties down 10%. In addition to KCC programmes of safety education and engineering measures, KCC continue to plan and deliver joint interventions with Kent Police, and in this quarter there is a focus on drink driving, seat belts and use of mobile phone.

Crash Remedial Measures & Local Transport Plan Scheme Planning and Delivery
Delivery of the 2019/20 Crash Remedial Measures (CRM) and Local Transport Plan (LTP) programme is underway. Over 50 individual CRM schemes have been identified, along with over 20 new transport improvements ranging from improved walking and cycle routes to new formal crossing points.

Whilst continuing to prioritise the locations around the County where the most crashes are occurring, work is being undertaken with local communities and parishes to deliver locally needed highway improvement measures. Currently over 80 parishes now have prioritised 'Highway Improvement Plans' (HIPs) that encourage joint working and a focus on local priorities identified by local communities. This should enable a more efficient use of officer time in responding to consensus improvements rather than individual requests.

As a result of the recent 20mph policy review, KCC are working towards implementing schemes that have been identified for new 20mph limits in a number of residential areas such as Banner Farm in Tunbridge Wells and areas in Faversham in Swale. Schemes need to have a high level of community support before the technical approval process begins. This process then considers a range of environmental factors affecting speeds.

Journey time reliability/Congestion Strategy

A programme of schemes with LGF funding to improve the reliability of localised journey times continues to be delivered. Areas of less reliable journey times are identified and then assessed to determine if improvements can be engineered. Several projects are currently being progressed and additional funding has been released for projects to be delivered by 2021. KCC continue to engage with various stakeholders to collaboratively review longer-term impacts, such as the effect of the strategic network on local roads and how to co-ordinate roadside infrastructure. An example of this is the KCC Member-led HGV working group which is considering how to concentrate goods vehicle mileages on the most suitable routes.

Public Transport

As a result of the Big Conversation, five pilot schemes had been developed to help the Council identify alternative ways to support rural bus services. Pilot transport schemes are taking place in Dover, Maidstone, Sevenoaks, Tenterden and West Malling, with the first launched in June. A Member Working Group, led by Mr H Rayner, will review the overall performance of the pilots and identify areas where improved services could be implemented using existing budgets. Applications for the Travel Saver and KCC 16+Travel Saver bus pass started in June 2019 and applicants can now pay via instalments through direct debit to help improve affordability.

Local Growth Fund Transport Capital Projects

Through the South East Local Enterprise Partnership (SELEP), KCC are looking after £116.6 million of Government funding from rounds 1, 2 and 3 of the Local Growth Fund (LGF) allocated for 25 Transport projects within Kent. The LGF money contributes to the projects with the total capital expenditure being £275 million.

The table below shows the overall position for projects in the programme with eight now complete. The A2500 Lower Road capacity improvement phase 1 in Sheerness and the A226 London Road/B255 St Clements Way project in Greenhithe are the most recent projects to have been completed.

Thanet Parkway is the only scheme currently rated as red. Although the business case for the original £10m allocation plus a further £4m from the LGF3B process was approved by the Accountability Board in April 2019, the Governance for Railway Investment Projects (GRIP 4) costing is due in August which will confirm if a funding gap remains an issue.

The A28 Chart Road scheme will not receive its full Local Growth Fund allocation from SELEP (only the money received to date) as the Developer was unable to provide the necessary bond within the SELEP timescales. KCC will now revert to the terms of the S106 agreement dated 27 February 2017, requiring Hodson Developments to provide a bond for the remaining cost to deliver the scheme prior to occupation of 400 dwellings on the Chilmington Green development. Non-compliance with this carries a negative obligation on all Chilmington Green developers preventing further occupations. The A28 Sturry Integrated Transport Package (a proposed Bus Lane between Vauxhall Roundabout and South Street in Canterbury) will also not receive its Local Growth Fund allocation due to an increase in scheme cost, significant concerns over the duration of the works and the diversion route that would be implemented.

The LGF allocations from both projects have now been reinvested through the LGF3b process. Through the LGF3b process KCC have recently been allocated £1.6m for the M2 junction 5 scheme, as well as the £4m already allocated through an earlier phase to Thanet Parkway.

	Year					
	2015/16	2016/17	2017/18	2018/19	2019/20	Total
Total Scheme Value (£m)	50.4	71.5	55.29	6.9	90.7	274.79
LGF funds (£m)	33	28.8	45	4.2	5.6	116.6
No. of Projects	12	5	6	1	1	25
No. Complete	4	2	1	1		8
Green (on track)	3	1	2		1	7
Amber (some delays)	5	2	2			9
Red (at risk)			1			1

Waste Management

In this first part of the year there has been less residual waste to energy due to an increase of waste recycled. Whilst this is a normal trend, the Household Waste Recycling Centres (HWRCs) have performed above target with Waste Collection Authorities also making modest increases.

The Allington energy from waste plant was closed during two weeks in March 2019 for a major three-year maintenance overhaul. Performance as this plant is back on track and fully operational since April 2019.

The Refuse Derived Fuel (RDF) European plants are also operating well, however some waste mattresses are now treated for final disposal in the UK. The new energy from waste plant at Kemsley is due to be operational in September 2019 and able to process bulky waste. This is a key change in reducing the reliance on the European market-place and will further reduce reliance on landfill below the current very low rate.

Clarification is being sought from DEFRA on the recording process for asbestos disposal, as London Waste Authorities are no longer reporting this. Deep landfill burial is the only option for safe disposal of asbestos and KCC will continue to collect this material in the interests of safety and welfare of residents.

Recycling levels at HWRCs is over 72% for April and May, which is above the seasonal norm. District/Borough recycling volumes are currently reported as 45% again this is a modest level against the seasonal norm. Combined recycling is targeted at 50% for the Kent Resource Partnership, with achievement for this quarter being above target.

The implementation of the policy for charging for soil, rubble and hardcore at HWRCs is expected to result in a reduction in the volume collected of these materials which will affect overall HWRC recycling rates. The waste budget was set at 730,000 tonnes for the year, with forecast tonnage now at 726,248 tonnes due to a reduction in residual, garden waste, soil, rubble and hardcore. This is in-line with neighbouring County Authorities who have adopted this policy change.

Sustainable Business and Communities

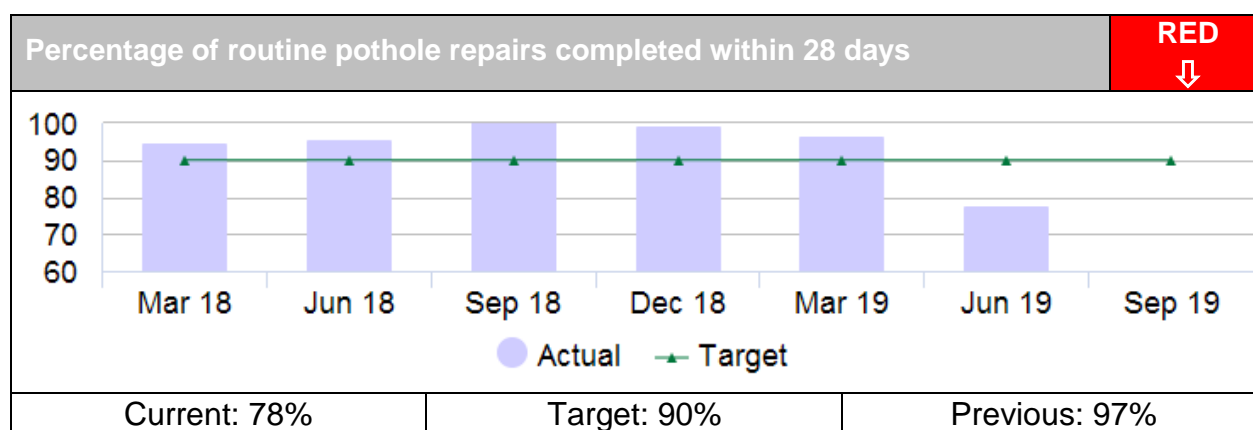
KCC Estate Greenhouse Gas emissions have met the five-year target to reduce emissions by 32%, two years early. The LED street lighting programme delivered the most significant reductions, with strong reductions from other highways assets, a rationalisation of KCC buildings, and energy efficiency projects. A revised target for March 2021 will now be proposed.

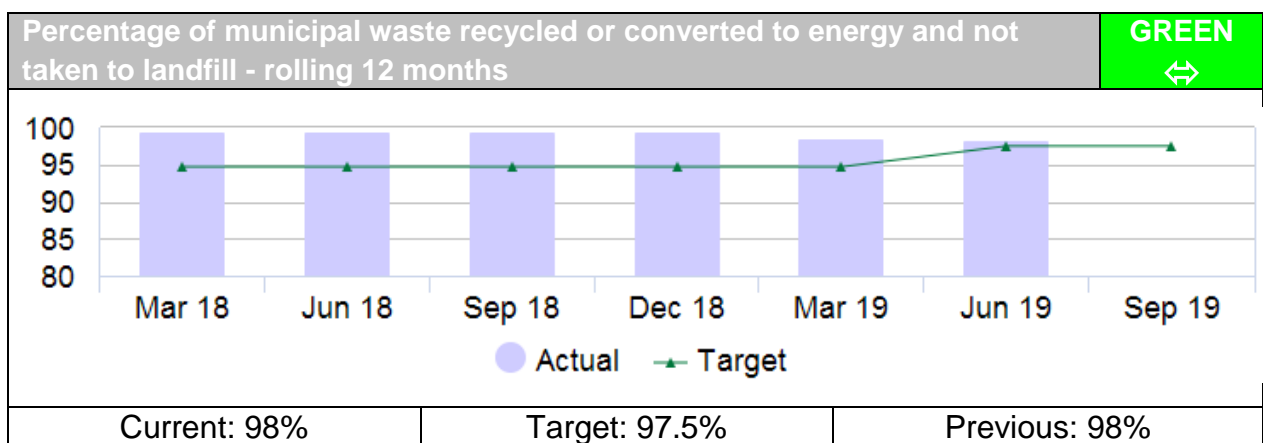
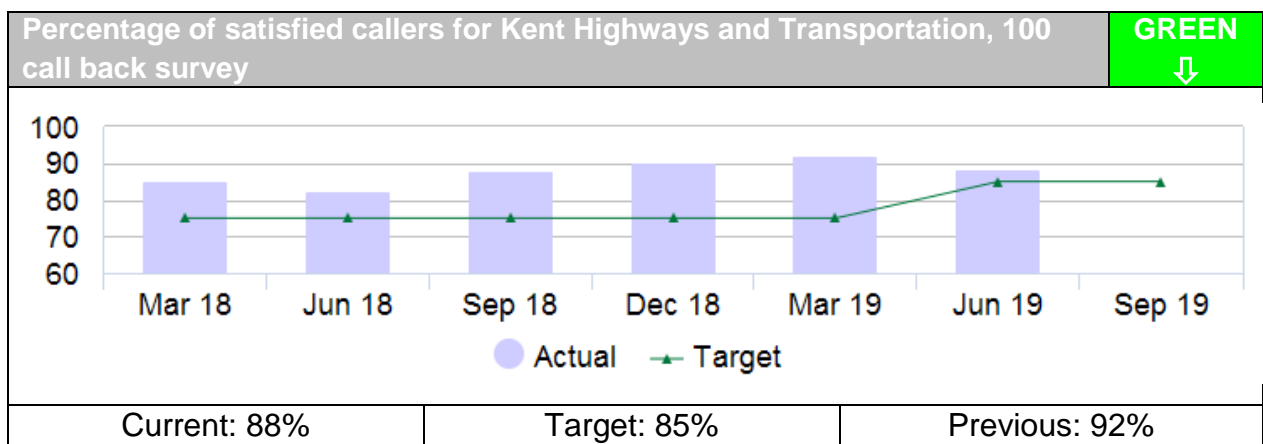
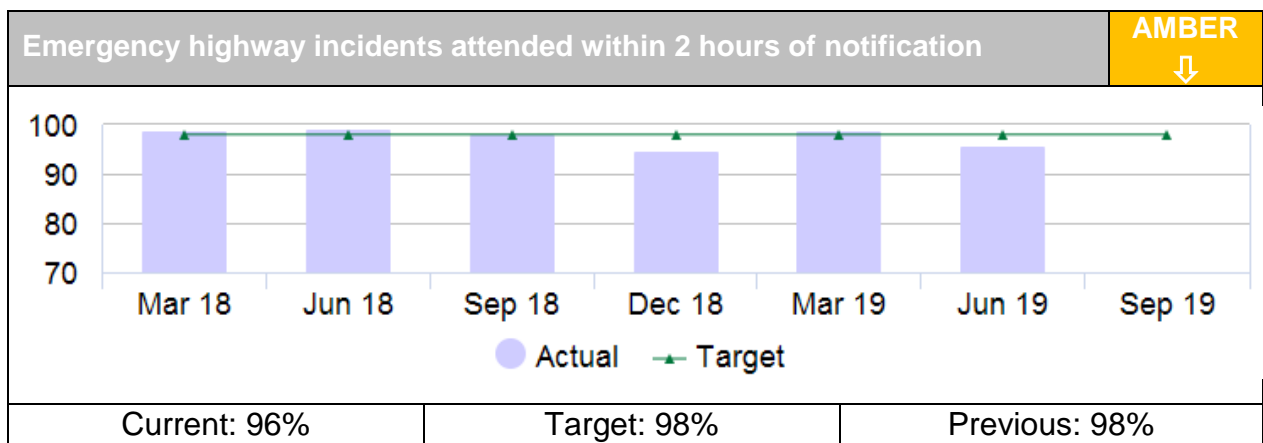
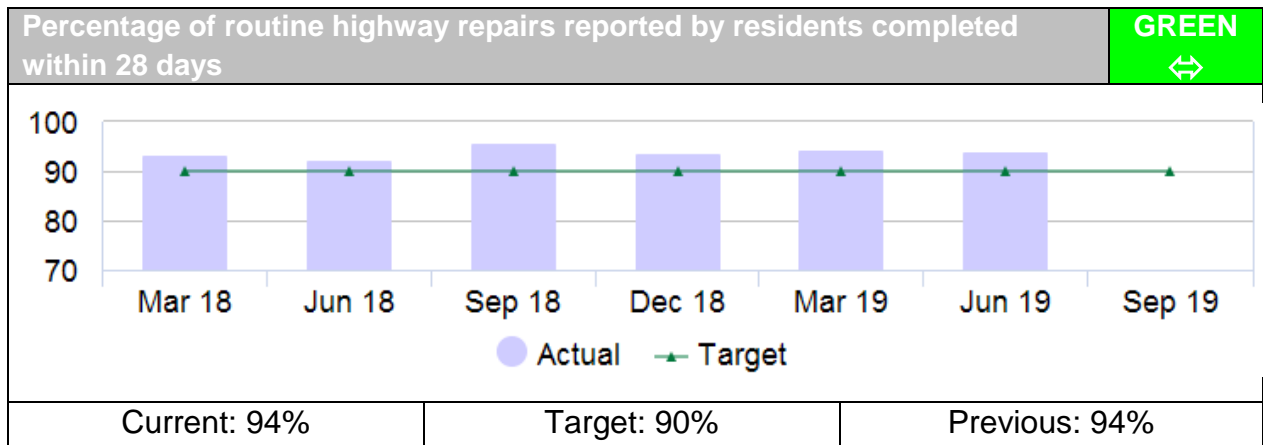
The Kent and Medway Energy and Low Emissions Strategy is out for public consultation (2nd July to 23rd September) following approval at the Environment & Transport Cabinet Committee in May 2019.

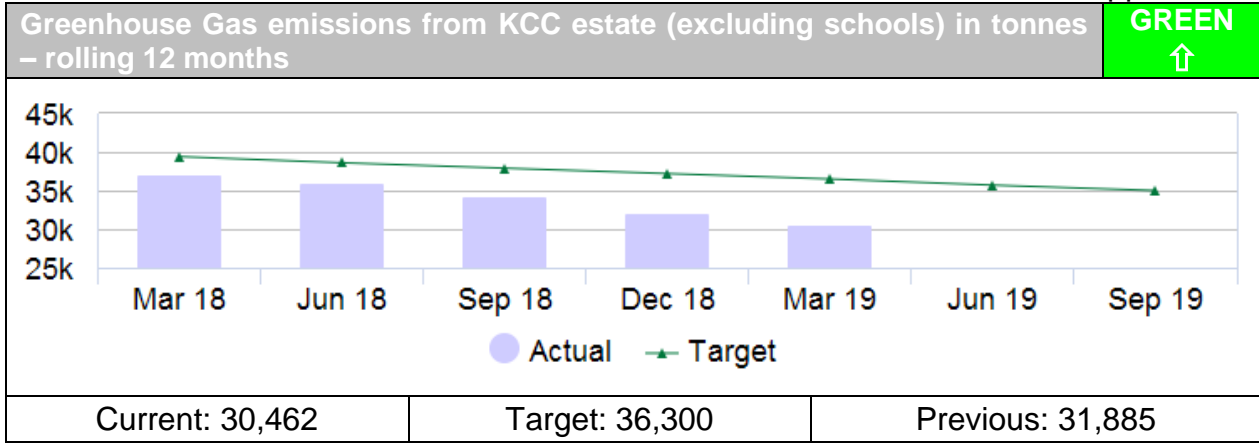
The KCC stand at the County Show showcasing Kent's Year of Green Action was well attended. The concerns raised most by attendees were: plastic waste, litter, rubbish and fly tipping, buildings/housing growth and climate change.

In the last year 388 Kent SMEs have received funding totalling £3m from The Low Carbon Across the South East (LoCASE) project, a pan-SELEP initiative which delivers business support across Kent, Essex and East Sussex.

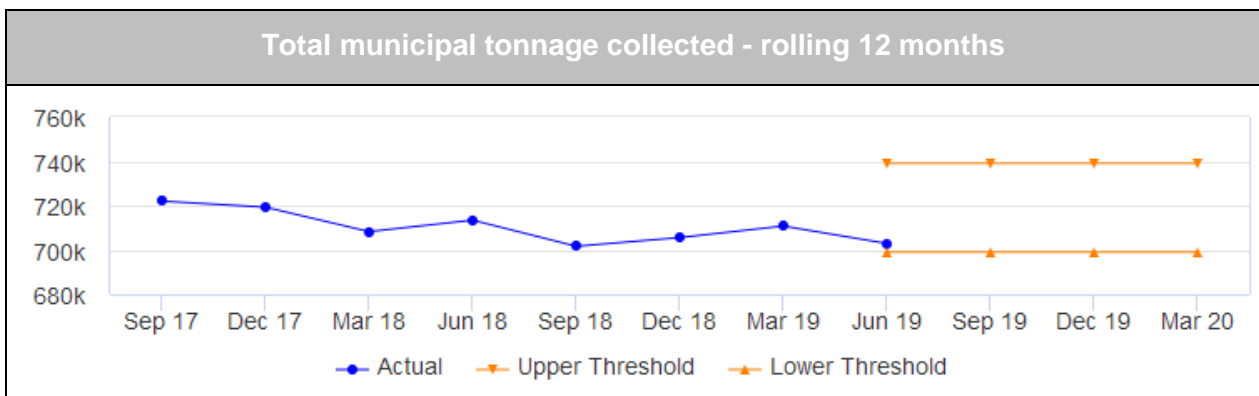
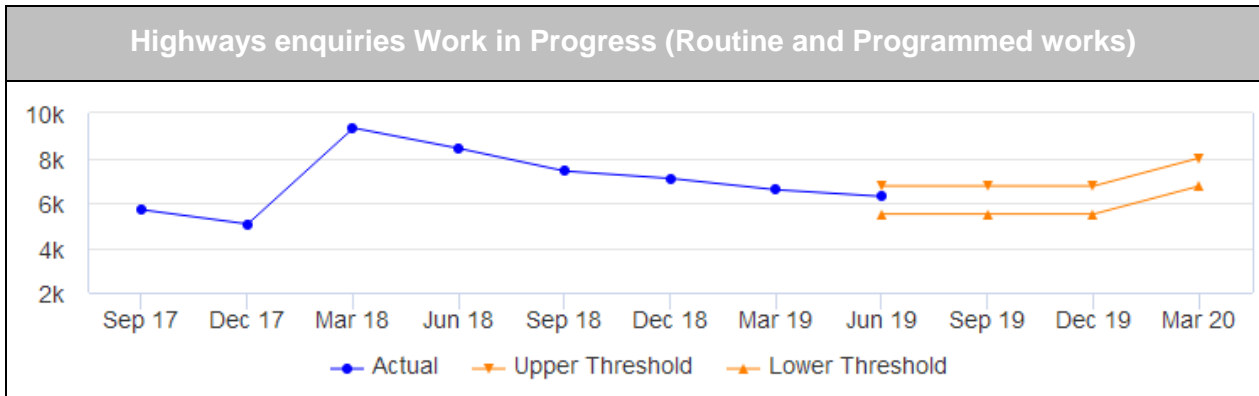
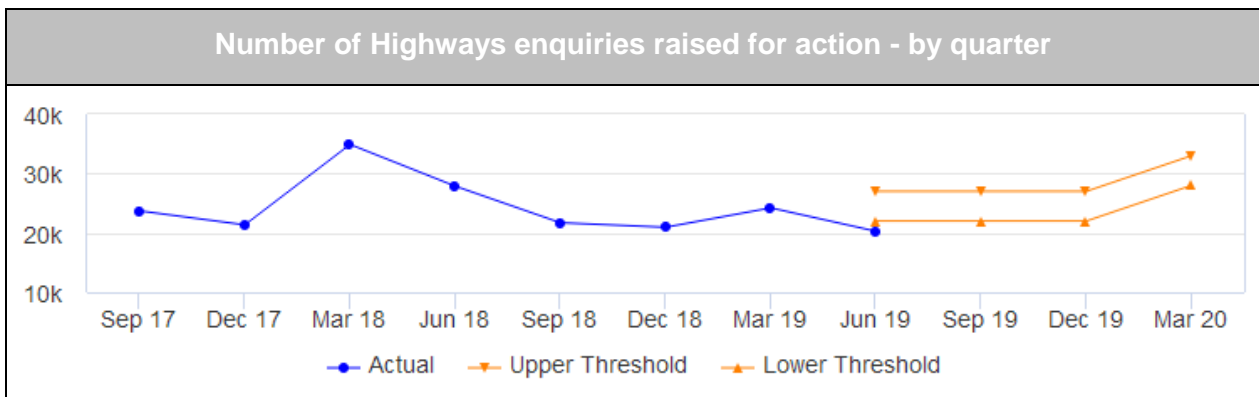
Key Performance Indicators







Activity indicators



Children, Young People and Education	
Cabinet Member	Roger Gough
Corporate Director	Matt Dunkley

KPI Summary	GREEN	AMBER	RED	↑	↔	↓
	6	5	3	5	4	5

Schools

Provisional results for Primary school attainment outcomes in summer 2019 were above the emerging national average at all key stages. In the Early Years Foundation Stage 74.1% of children attending a school in Kent achieved a good level of development compared to the national figure of 71.8%. In Key Stage 2, 67.7% of pupils achieved the expected standard in reading, writing and maths compared to the national figure of 64.8%. The 2019 GCSE results are due to be released on 16 October.

At the end of June 91% of schools in Kent (527 of the 579) were Good or Outstanding based on most recent Ofsted inspection compared to the national figure of 86%. The percentage of Primary schools judged as Good or Outstanding at 92% compares favourably to the national of 88%. 87% of Secondary schools were judged to be Good or Outstanding compared to 76% nationally. The percentage for Special schools at 92% equalled the national position.

The Education People are continuing to work closely with all maintained schools to secure ongoing improvements including commissioned support from academy trusts. Key priorities include ensuring schools are well-prepared for the new Ofsted inspection framework, raising expectations around the wider curriculum in September 2019, and improving outcomes and narrowing performance gaps for vulnerable pupils at all phases of their education. The Service is committed to maintaining and increasing the proportion of schools with a judgement of Good or Outstanding. This could prove more challenging with the introduction of the new framework. Robust support continues to be provided to those requiring improvement in order to secure a good judgement as quickly as possible.

Early Years

The percentage of Early Years settings which were rated Good or Outstanding was equal to the target of 98%. Sustaining this standard whilst also increasing the amount of Outstanding provision remains a key priority for the Early Years and Childcare Service.

Other priorities include the ongoing delivery of 30 Hours of Free Childcare, working in partnership with Children's Centres to continue to increase the take up of Free Early Education places by eligible two-year-olds, increasing the number of children achieving a Good Level of Development at the end of the Early Years Foundation Stage, narrowing achievement gaps, and increasing the number of childminders working as part of an early years collaboration.

The take-up for the free childcare entitlement for eligible two years olds at the end of June was at 59%.

Skills and Employability

The June 2019 outturn for the percentage of 16 and 17-year-olds Not in Education, Employment or Training (NEET) was 3.1%. However, the three-month average for December to February, which the DfE uses as its performance measure, shows Kent to be 2.8%. Comparative national data is not yet available for 2018/19 but the previous year the national figure was 2.7% compared to Kent's 2.6%.

Early indicators show that the number of 16 to 18-year olds starting an apprenticeship, has kept in line with 2018. There continues to be a decrease in the number of level 2 apprenticeship starts due to a reduction in availability and the slow development of new apprenticeship standards; however there has been a 50% increase in the number of level 3 and above programmes. The Apprenticeship Levy is raising the quality of the standards and expectations for apprenticeship schemes.

Through the Apprenticeship Action Plan, apprenticeships are promoted throughout Kent to raise awareness and increase the number of opportunities available. The Made in Kent events delivered in partnership with colleges attracted over 500 young people. The employer Guilds are currently being developed to collectively support the development of apprenticeship opportunities. Over 50 Kent secondary schools have a linked industry specialist (Enterprise Advisor) to support with curriculum development and careers planning, with a target to expand this to all secondary schools by 2020. A core offer of Apprenticeship support is provided to all schools with additional bespoke support as required for collaborative work with schools, Further Education Colleges and Work Based Training providers are developing locally co-ordinated approaches to support apprenticeship take-up.

SEND (Special Educational Need and Disability)

The percentage of new Education, Health and Care Plans (EHCPs) issued within the statutory 20 weeks based on the rolling 12-month average was 33% (664 out of 2,009) against a target of 90%. This is down from last quarter and below the national average. In 2018 Kent had a total of 9,862 statements and EHC plans. By 2019 this had risen by 19% to total of 11,763 and up 67% from when the new SEN code of practice was introduced in 2015.

Statutory assessments for an EHCP all require Educational Psychology (EP) advice or assessment. The number of requests has led to a backlog which is affecting the EP service's ability to meet demand. A sample of EHCPs that exceeded timescales showed that the two main reasons for not meeting the 20-week deadline were the delay in EP assessment and caseworker capacity.

KCC and local Clinical Commissioning Groups have jointly produced a Written Statement of Action in response to the outcomes from the Ofsted and Care Quality Commission (CQC) joint inspection of the county's services for children and young people with a disability or special educational needs. The Written Statement of Action addresses the areas of significant weakness identified by the inspection and includes actions to ensure good quality and timely statutory assessments. Many actions are already underway including changes to workflows within Synergy to ensure the process is streamlined; a new robust quality assurance process created in collaboration with colleagues from health and social care; and the development of training on the SEND Code of Practice for all staff within CYPE as well as practitioners from health and social care.

Additional staff are being recruited and duties realigned to ensure staff have the capacity to undertake their role effectively with a focus on more positive engagement with parents and other services. The new parent/carer forums are expected to be up and running by September which will ensure they have greater input in shaping the service as improvements are made.

School Places and Admissions

For admissions in September 2019, 89% of children secured their first preference primary school and 79% secured their first preference secondary school place. Overall, 51 more places were offered for September 2019 entry. For Year R there was 1 new school, with 11 schools increasing places and 9 schools reducing, and an increase of 218 Year 7 places, with 1 new school, 14 schools increasing and 10 schools reducing.

Wider Early Help

There were 45 permanent school exclusions in the last 12 months, the same as the equivalent period last year. Of these, 17 were from primary schools and 28 from secondary schools. At 0.02% of the school population this met target and was better than the last published national average of 0.10%.

The number of first-time entrants to the Youth Justice system at 181 in the last 12 months was well below the target of 290, with numbers continuing to reduce each year.

Children's Integrated Services

New contacts are received on a 'Request for Services' form which partners complete to gain services at Tier 3 or Tier 4. This ensures all incoming requests are decided at the Front Door. It also means that all cases are initially progressed through the Early Help Module. As a result, there have been significant changes to both activity and reporting since October 2018.

Early Help

At the end of June 2019 there were 2,458 cases open to Early Help units, which were providing support for 5,070 children and young people under the age of 18 (including unborn). The percentage of Early Help cases closed with outcomes achieved reduced from 75% to 74%, and below the target of 82%. This was due to a higher than usual number of families declining support at first contact and disengagement from support at a later stage in the pathway.

Children's Social Work - Staffing and Caseloads

The overall caseload for children's social work has continued to increase in the last quarter. At the end of June 2019 it was 10,817 which equates to a rate of 321 per 10,000 children (0-17) in Kent. Whilst this has increased it remains below the latest published rates for England (341 per 10,000) and Kent's Statistical Neighbours (345 per 10,000).

Referrals to children's social care have increased by 8% this quarter, rising from 5,243 to 5,660. Referrals from Schools and Kent Police have seen the greatest increase in numbers, the increase is currently under review. The rate of re-referrals within 12 months increased slightly in the quarter, from 26.1% to 26.5%, remaining above the target of 25.0%.

As at 30th June 2019 there were 1,383 children subject to a child protection plan, an increase of 80 from the end of the previous quarter. The rate per 10,000 children (0-17)

was 41, which remains below the last published rate for England, which was 58 as at 31st March 2018.

The percentage of case-holding social worker posts held by permanent qualified social workers has decreased over the last two quarters, at 87.2% in December 2018, reducing to 85.7% in March 2019 and 84.0% in June 2019 which is now below the target of 85%. The percentage of social work posts filled by agency staff was 10.2% at the end of the quarter, a decrease from 11.0% compared to March 2019.

At 22.8 cases the average caseload for Social Workers remains above the target level of 18 cases. It has increased slightly from 22.5 at the end of the previous quarter.

Children in Care

The number of citizen children in care increased over the last quarter, from 1,336 in March 2019 to 1,377 in June 2019. The number of unaccompanied asylum seeker children (UASC) in care increased by 33 in the quarter, from 254 to 287. The number of children in care placed in Kent by other local authorities (OLA) increased in the quarter from 1,363 to 1,377. This is the sixth consecutive quarterly increase. The accuracy of this information is reliant upon information provided by the placing local authorities.

The percentage of Kent children placed in KCC in-house foster care or with family/friends has fallen slightly in the quarter, from 82.3% to 81.9% and remains below the 85.0% target. Performance against placement stability of 3 or more placements in a 12-month period has continued to improve and has now achieved the 10.0% target.

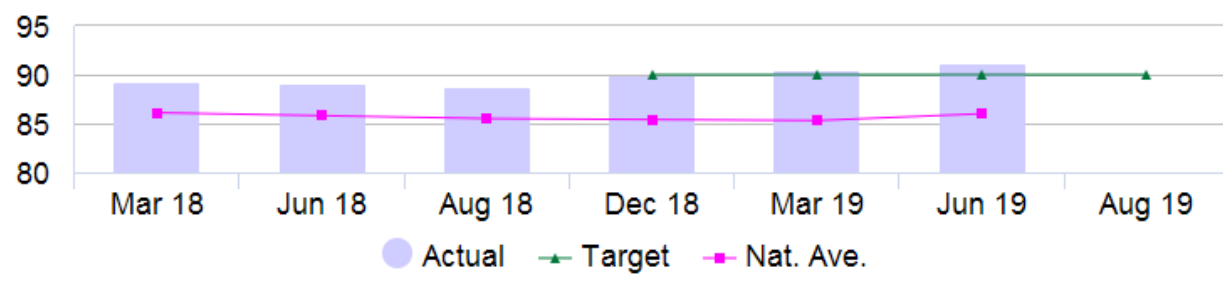
For children who were adopted in the last 12 months the average number of days between coming into care and moving in with their adoptive family continues to outperform the nationally set target of 426 days. The average number of days for Kent children at the end of June 2019 was 361.

The number of Care Leavers remained at 1,699, the same as at the end of the previous quarter. This consists of 802 Citizen and 897 UASC care leavers. The percentage of Care Leavers in Education, Employment or Training is 64.8%, which is just below the 65.0% target.

Status	Sep 18	Dec 18	Mar 19	Jun 19
Citizen	1,358	1,337	1,336	1377
UASC	237	267	254	287
Total	1,595	1,604	1,590	1,664
Gender				
Male	969	992	975	1,033
Female	626	612	615	631
Age Group				
0 to 4	151	143	149	178
5 to 9	220	214	200	199
10 to 15	707	697	692	707
16 to 17	517	550	549	580
Ethnicity				
White	1,247	1,220	1,215	1,248
Mixed	82	87	87	90
Asian	37	52	55	60
Black	100	97	94	95
Other	129	148	139	171

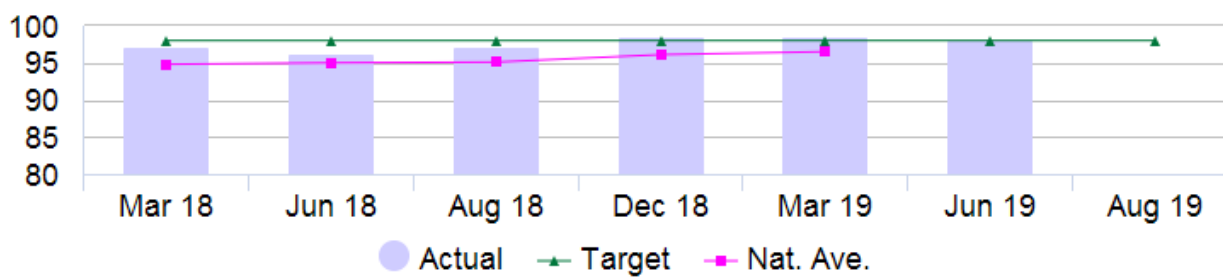
Key Performance Indicators

Percentage of all schools with Good or Outstanding Ofsted inspection judgements (latest Ofsted methodology) GREEN
↑



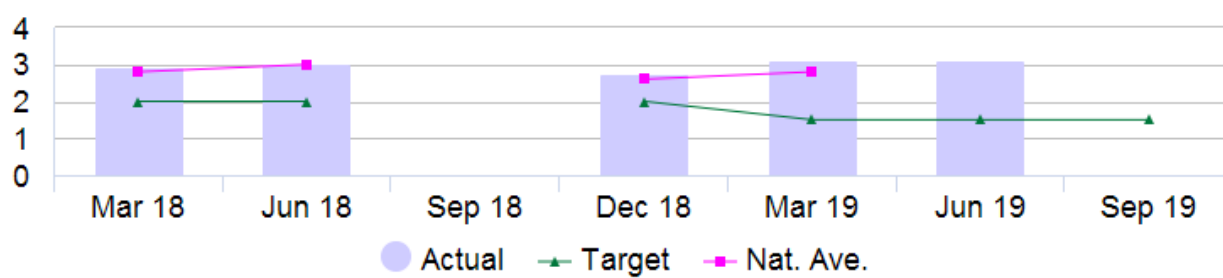
Current: 91% Target: 90% Previous: 90%

Percentage of Early Years settings with Good or Outstanding Ofsted inspection judgements (childcare on non-domestic premises) GREEN
↔



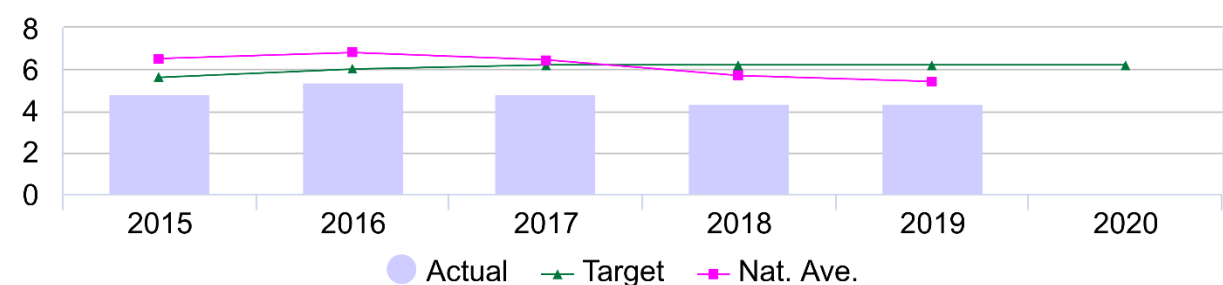
Current: 98% Target: 98% Previous: 98%

Percentage of 16-17 years olds Not in Education, Employment or Training (NEETs) AMBER
↔

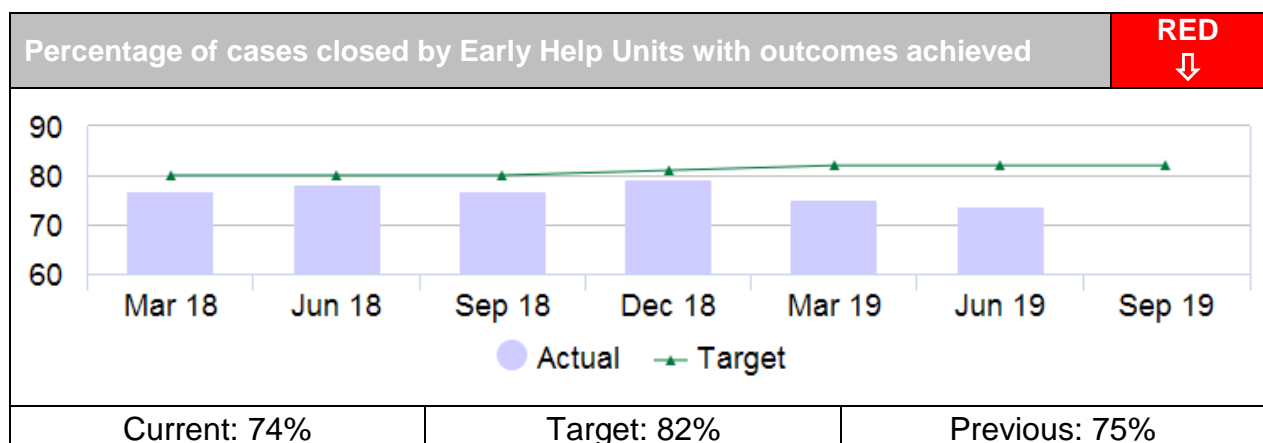
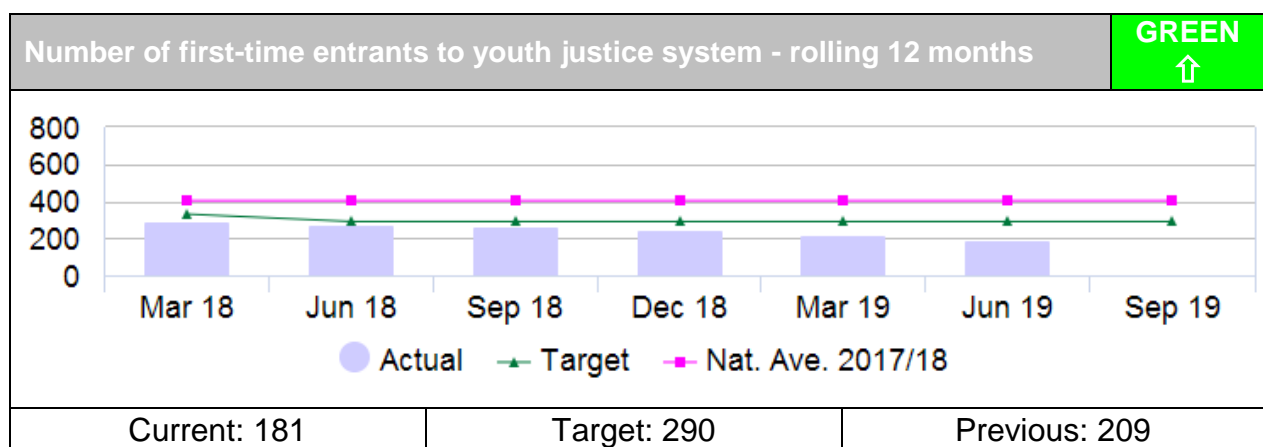
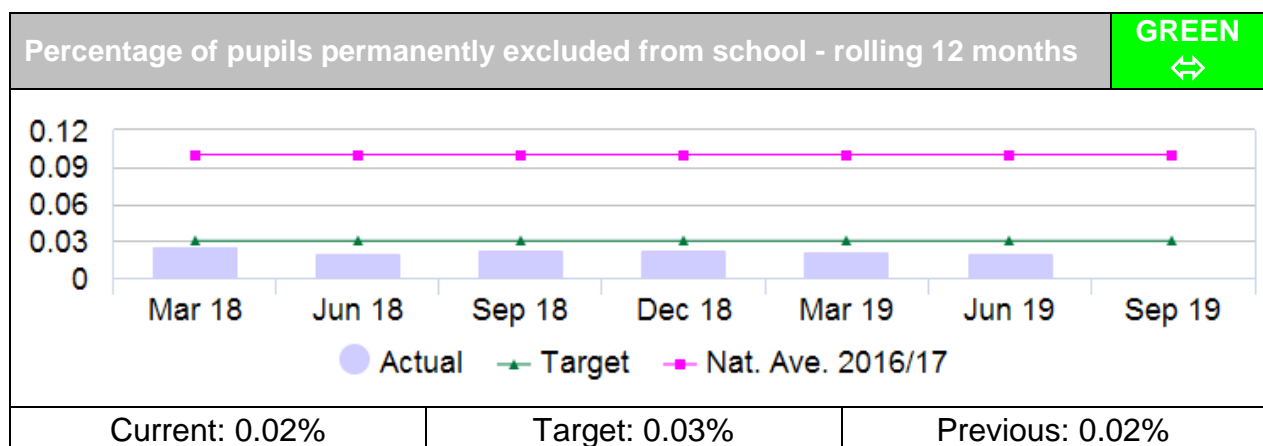
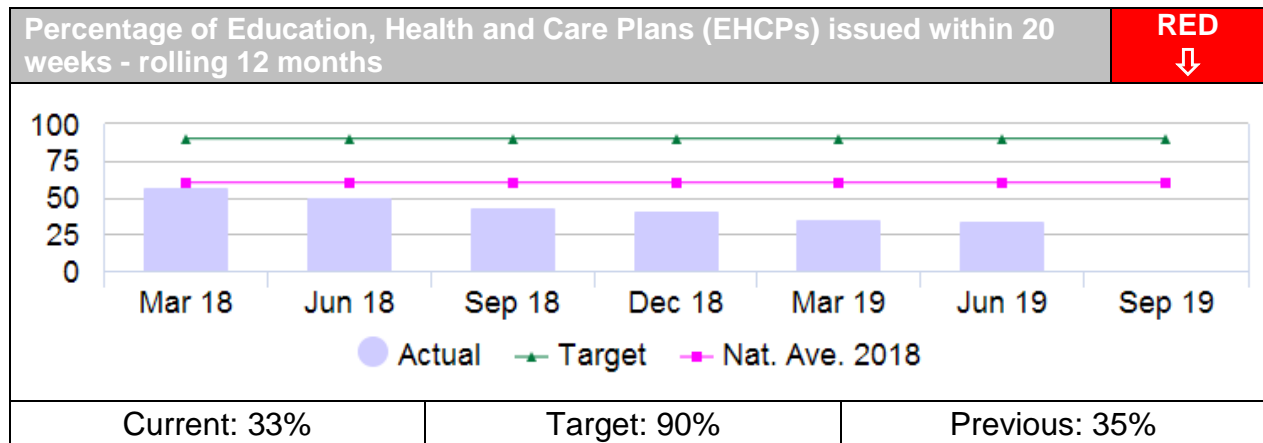


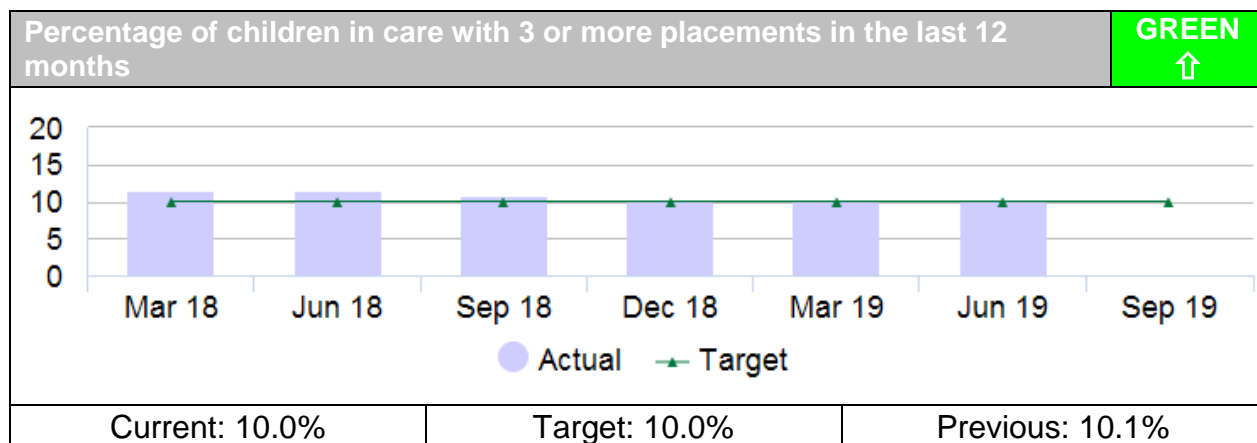
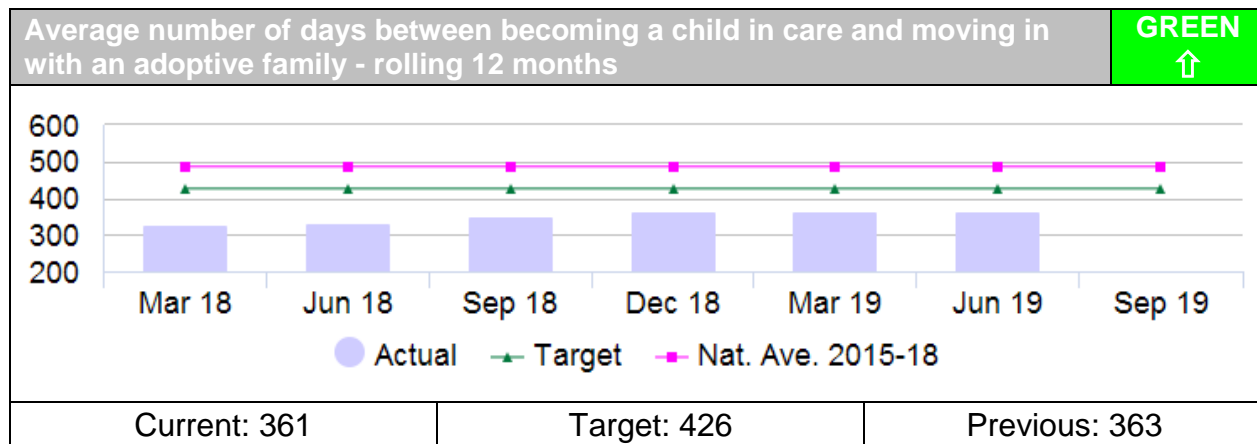
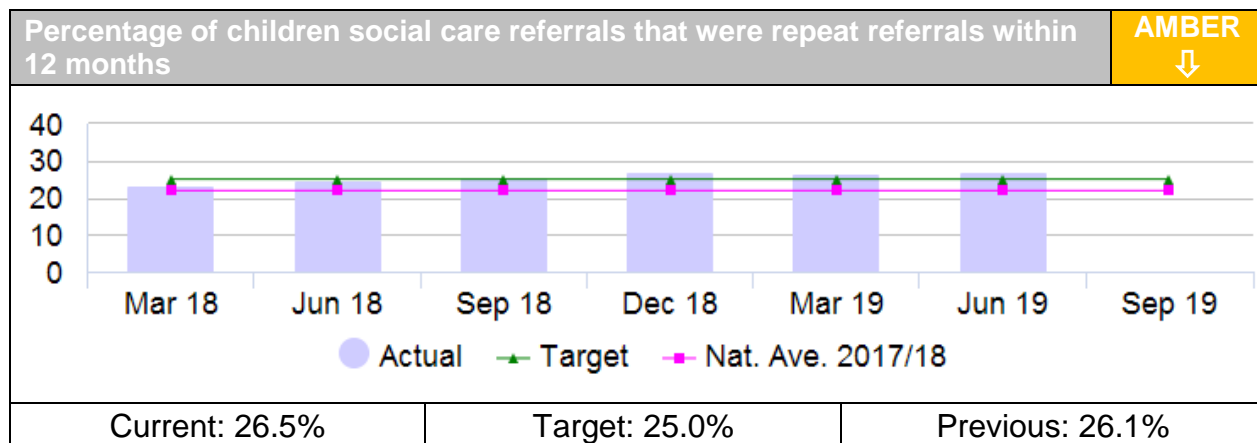
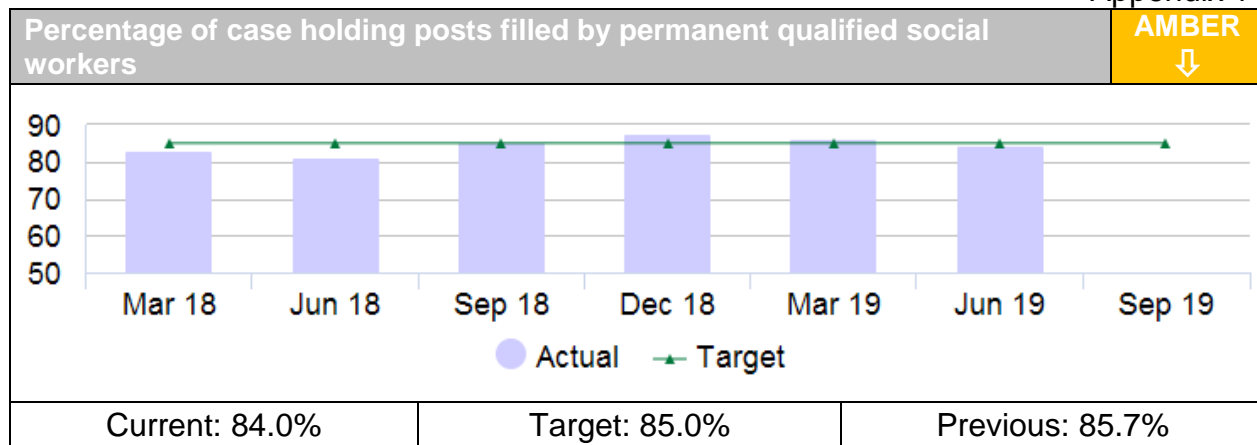
Current: 3.1% Target: 1.5% Previous: 3.1%

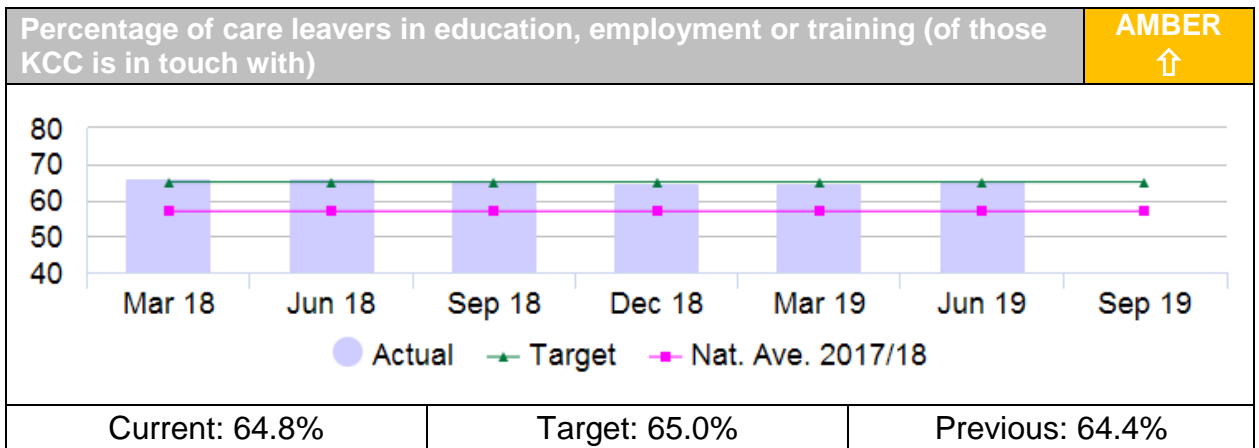
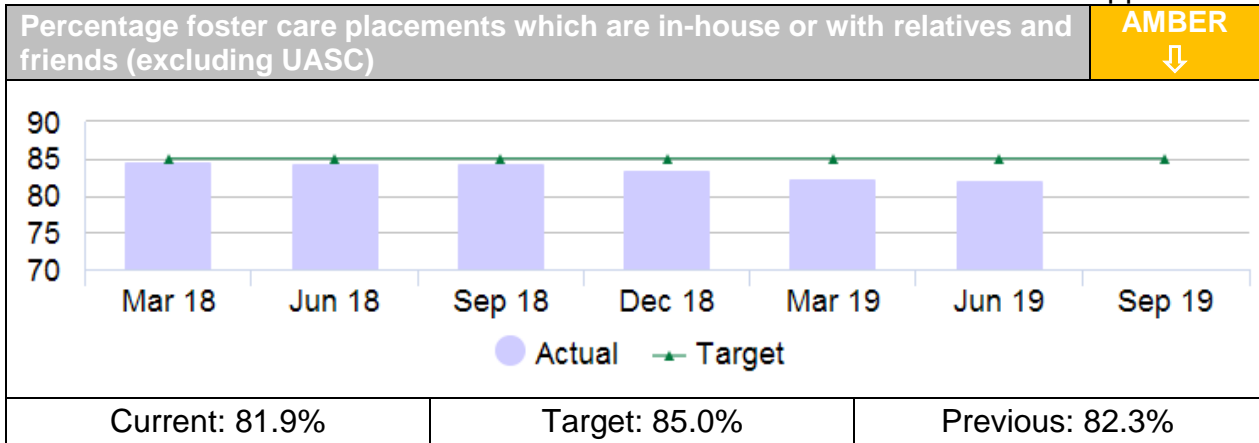
Percentage of 16-18 year olds who start an apprenticeship RED
↔



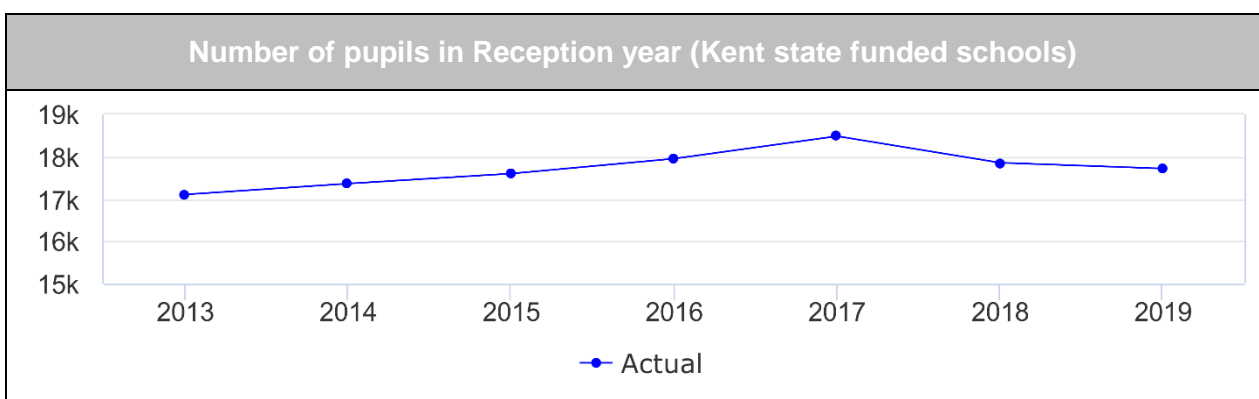
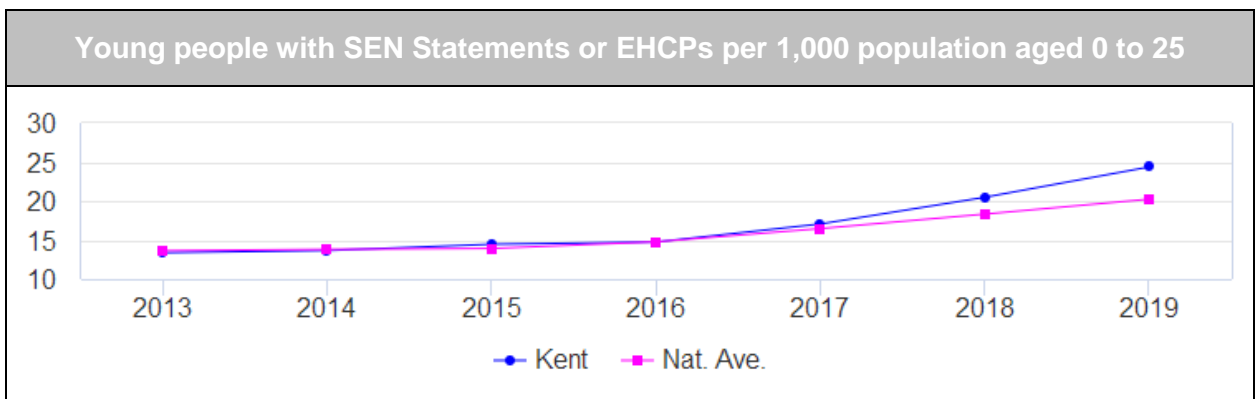
Current (estimate): 4.3% Target: 6.2% Previous: 4.3%

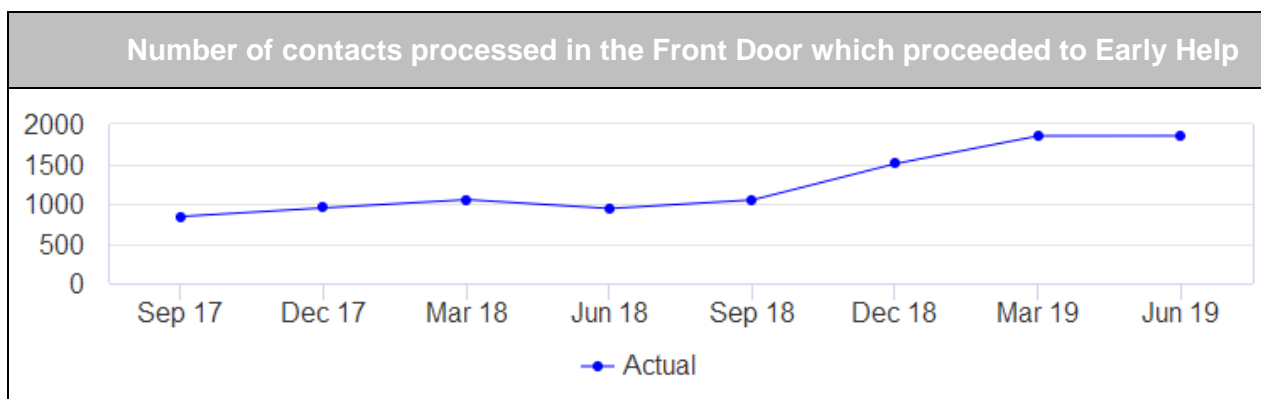
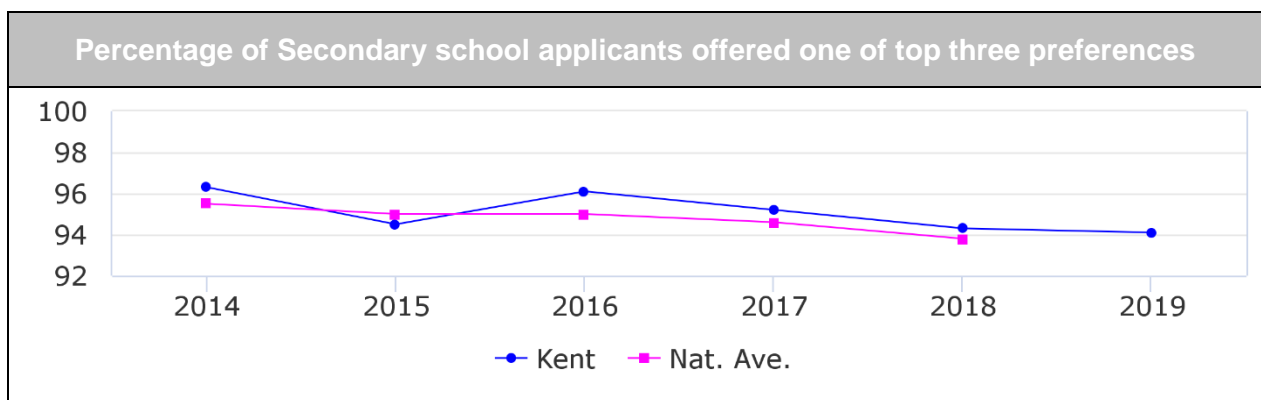
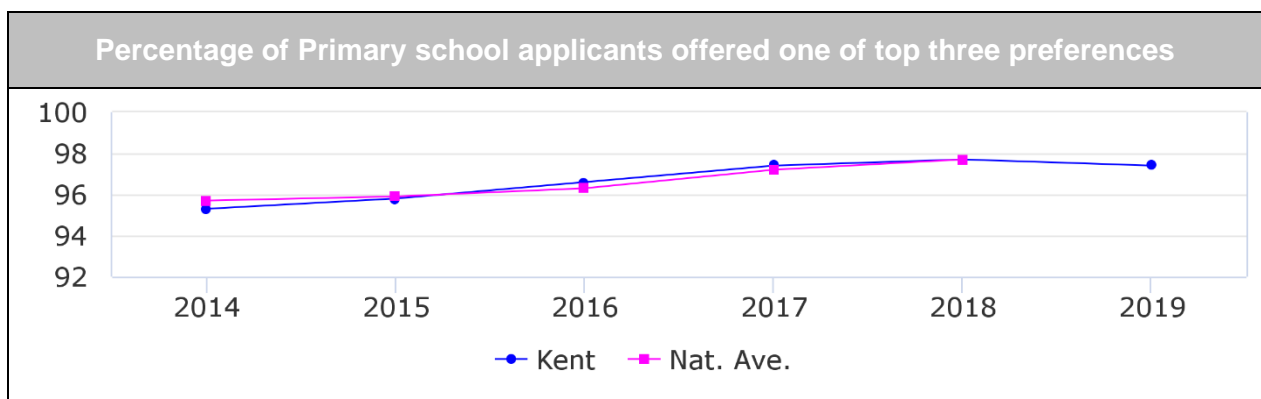
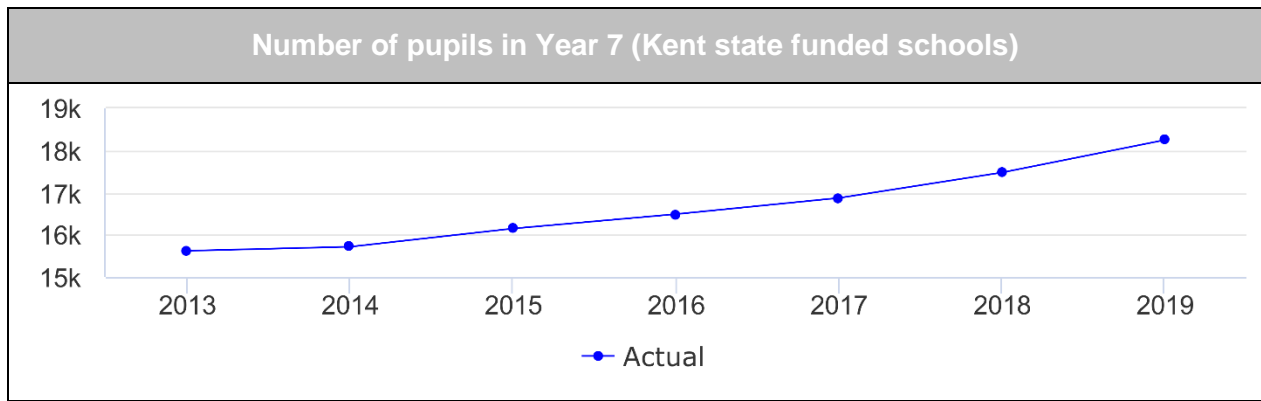


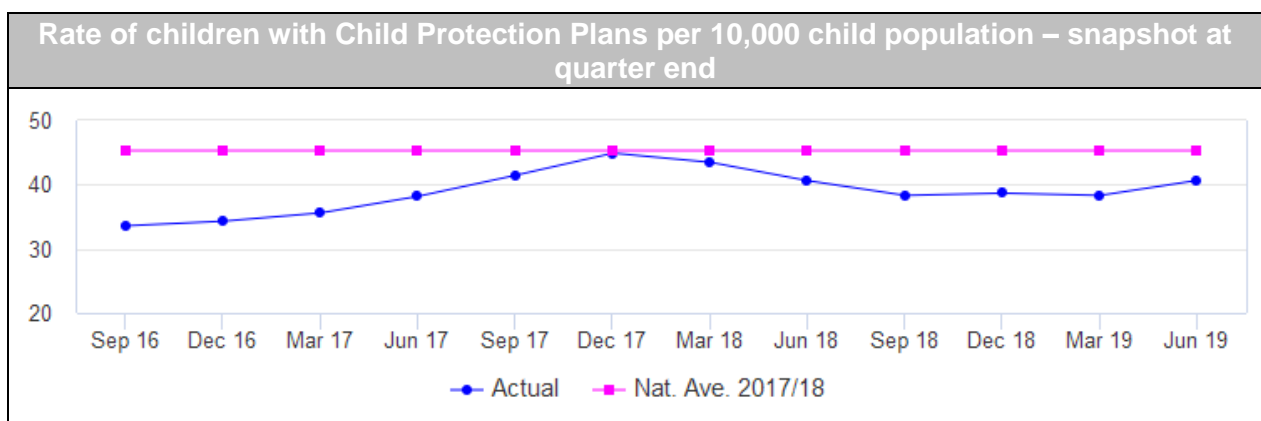
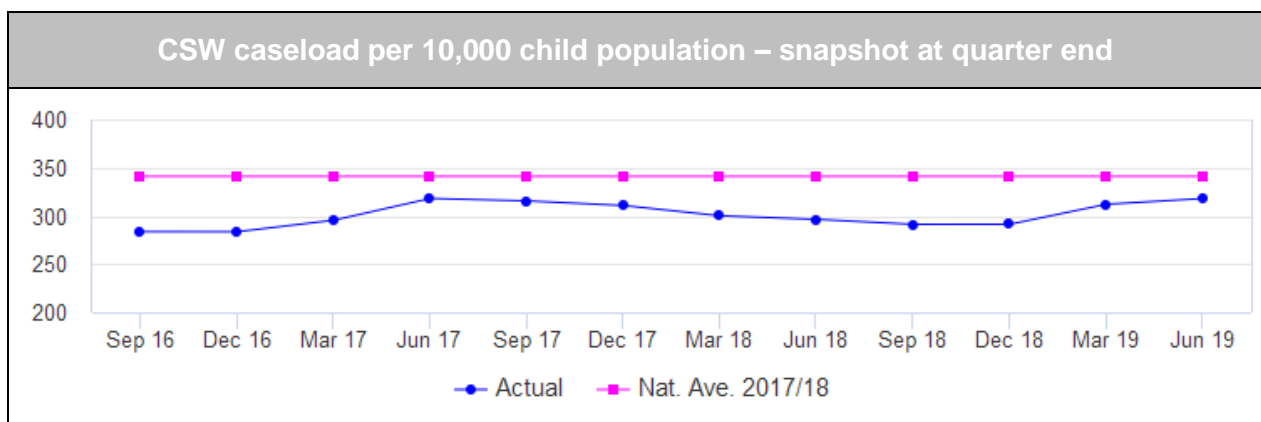
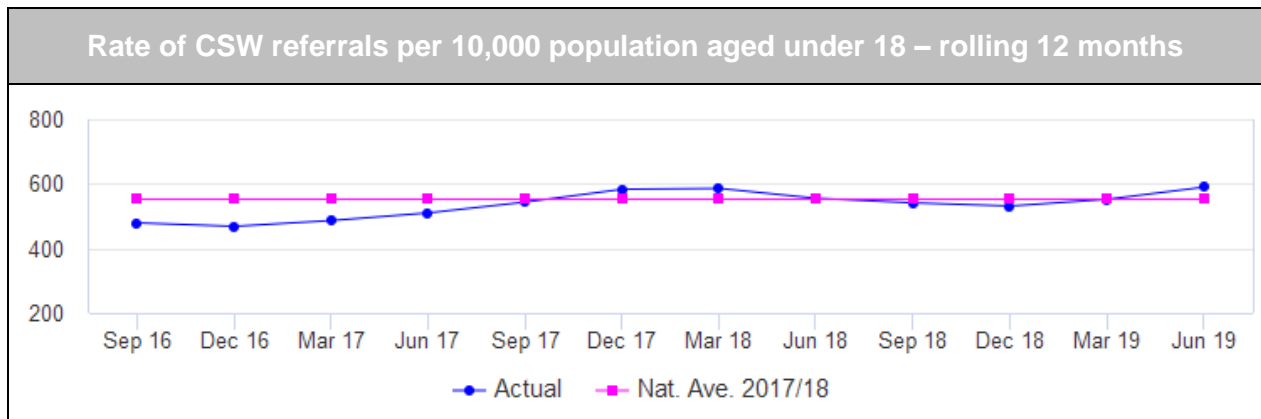
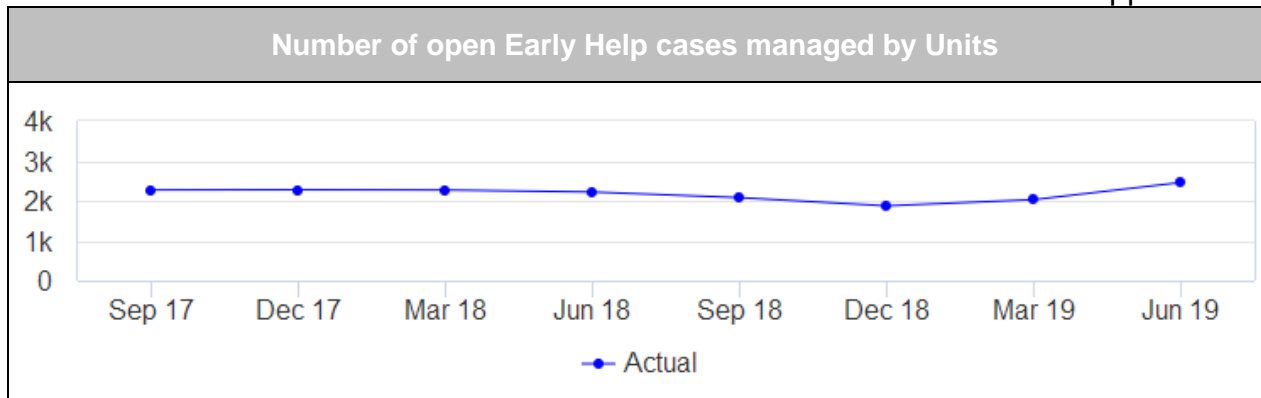


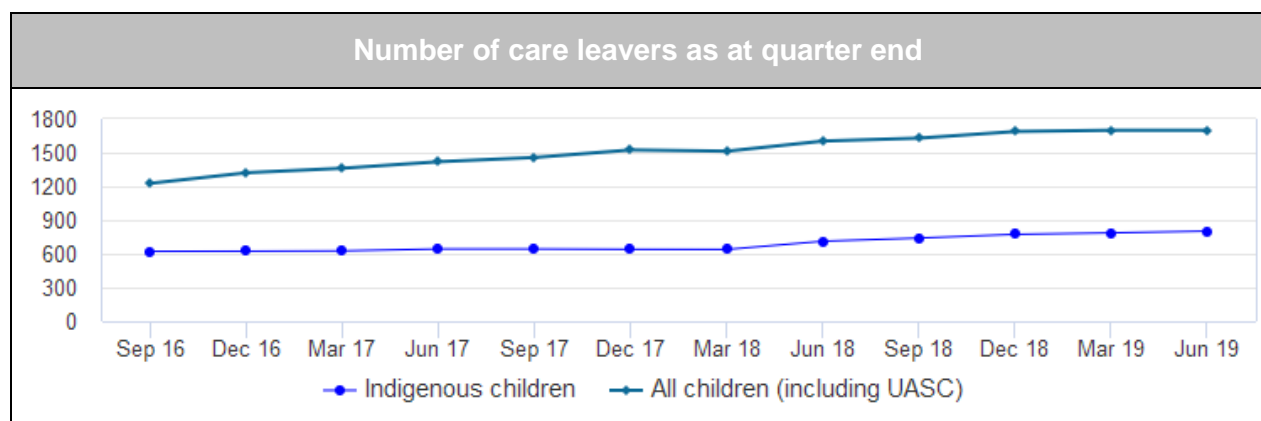
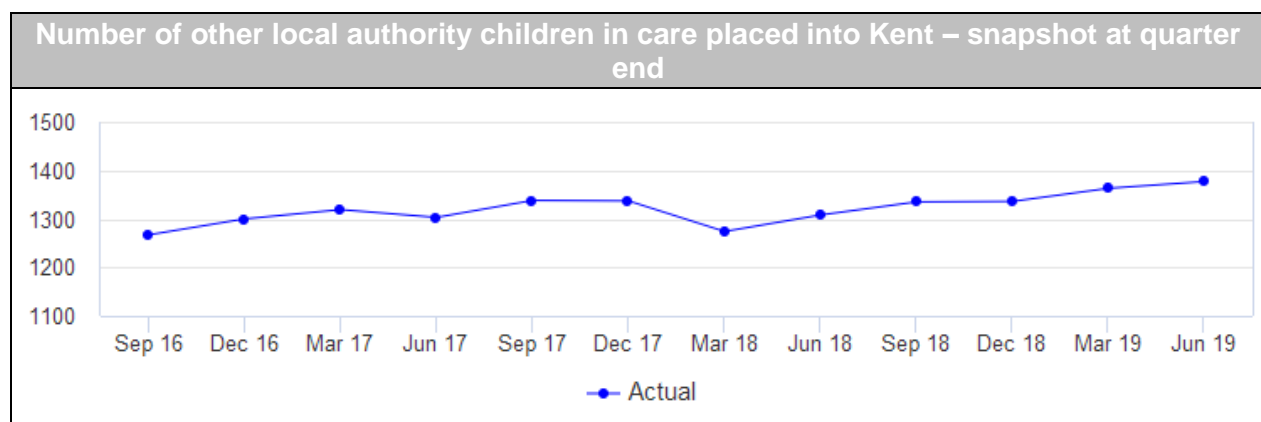
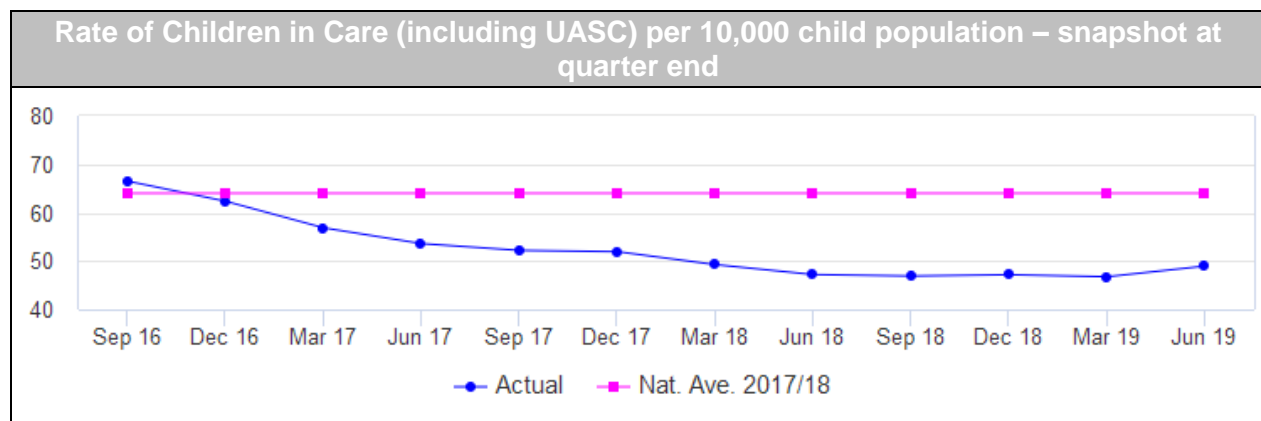
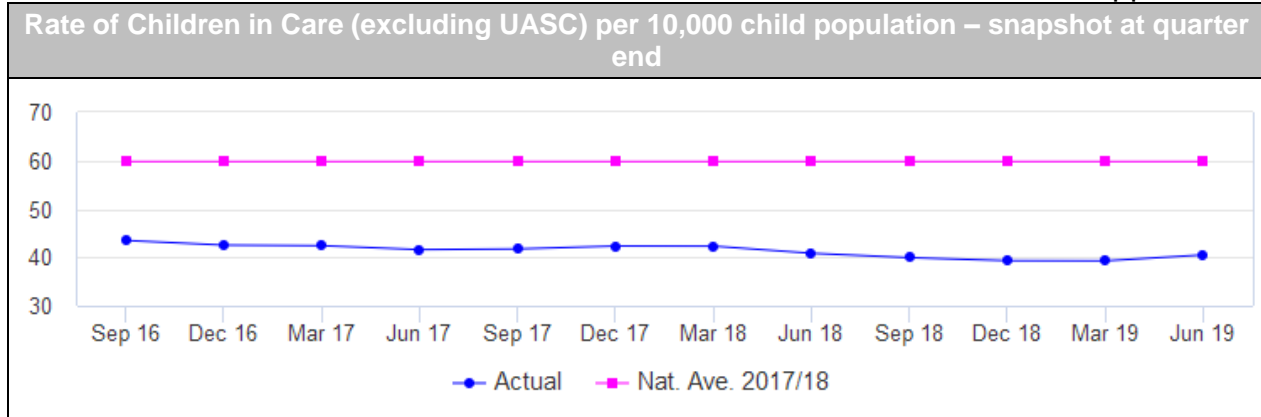


Activity indicators









Adult Social Care	
Cabinet Member	Clair Bell
Corporate Director	Penny Southern

KPI Summary	GREEN	AMBER	RED	↑	↔	↓
	5	0	0	5	0	0

Your Life, your well-being

'Your Life, your wellbeing' details KCC's Vision for the future of adult social care over the next 5 years. At its heart is the ambition to support people to improve or maintain their wellbeing and to live as independently as possible.

The support and services commissioned or provided are consistent with the following principles:

- Promoting Wellbeing - Services which aim to prevent, delay or avoid people's need for social care or health support.
- Promoting Independence - Providing short-term support that aims to make the most of what people are able to do for themselves, to reduce or delay their need for care.
- Supporting Independence – Services for people who need ongoing support, and which aims to maintain wellbeing and self-sufficiency. The intention is to meet people's needs, keep them safe and help them to live in their own homes, stay connected to their communities and avoid unnecessary stays in hospitals or care homes.

Key Performance Indicators

All 5 of the KPIs measured for Adult Social Care were Green.

The percentage of contacts resolved at first point of contact increased in the quarter and was ahead of target at 77%.

The number of referrals to enablement increased slightly in the quarter. With an average of 278 starts per week during the quarter, activity is now 28.2% ahead of target. A total of 1,309 referrals were made to the externally commissioned provider equating to 36.2% of all referrals to enablement over the quarter.

The overall picture of people being supported through enablement and intermediate care services remains very positive. These services, which include those commissioned by KCC and the NHS, have introduced additional capacity on top of the KCC in-house Kent Enablement at Home (KEaH) service.

The percentage of clients still independent after enablement remains ahead of target at 78%. The introduction of Occupational Therapists within KEaH has resulted in more people needing either a smaller package of care or no care, following their completion of enablement.

The number of admissions of older people aged 65 and over into residential and nursing homes decreased this quarter and is within target. There are a number of factors affecting this, including assisting people out of hospital, with the number of people experiencing a delayed transfer of care from hospital continuing to be a

significant pressure. There was a significant increase in admissions during Summer 2018 which has impacted on admissions in the last 12 months in addition to the expected Winter pressures period.

The proportion of delayed discharges from hospital where KCC was responsible in the last quarter was within the 30% target at 19%. There were 16,808 bed day delays of delayed transfer from hospital in the quarter, equivalent to 15.6 per 100,000 of the population per day. The majority of these happened in East Kent Hospital University Foundation Trust according to local monitoring (62.3%). This situation is being closely monitored.

Activity Indicators

The new Care at Home Contract went live in April and 77% of active domiciliary clients are now on the new contract. The number of people receiving a homecare service has risen by 139 people in the quarter.

Direct Payments remain stable. There is a key ambition to promote person-centred care, and a project is underway to look at the promotion and take-up of Direct Payments with a relaunch scheduled for later in the year.

The numbers of people with a learning disability in residential placements and in receipt of a community-based service both remain stable. There is a stated ambition to promote community-based services, particularly Supported Living.

Safeguarding and DoLS

Safeguarding improvement plans have been put in place to manage the increased case activity and new cases are being dealt with more efficiently. Tighter controls of historic safeguarding cases open over 6 months have been put in place, and a feature of the OPPD realignment was to deal with concerns more quickly to stop them progressing further where possible. As a result, the county safeguarding caseload is currently at historically low levels and the number of mature cases has decreased significantly.

Safeguarding concerns have increased in the quarter and there has been a corresponding increase in the number of safeguarding enquiries, meaning that the conversion rate from concerns to enquires is stabilising. This increasing demand has been especially visible in the Central Referral Unit, who are responsible for coordinating new safeguarding referrals for the county.

The number of DoLS applications has remained consistent at 1,431 in the quarter. A programme is currently being undertaken to reduce the substantial backlog of DoLS applications to allow for more effective resource planning and this has been extremely successful, reducing the number of applications awaiting prioritisation by a third.

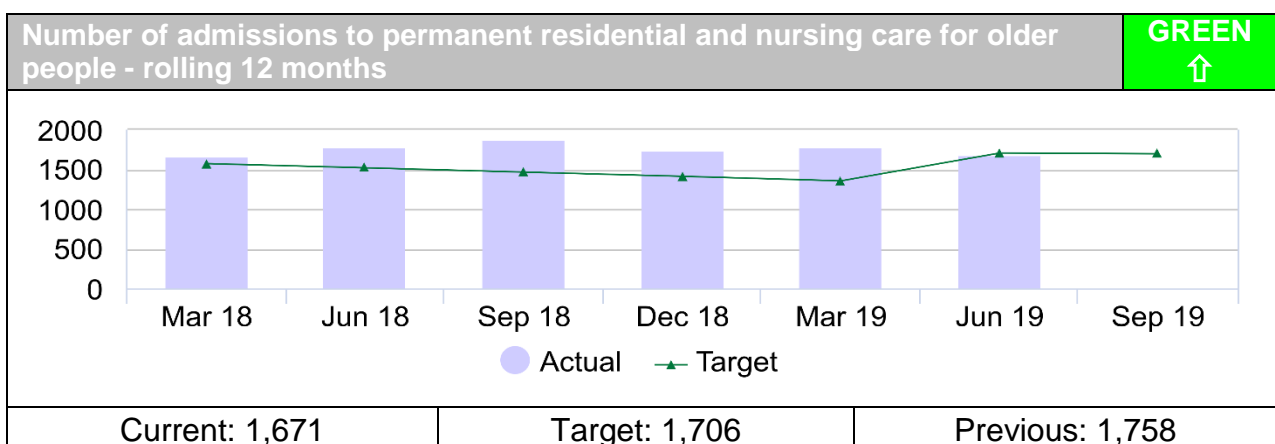
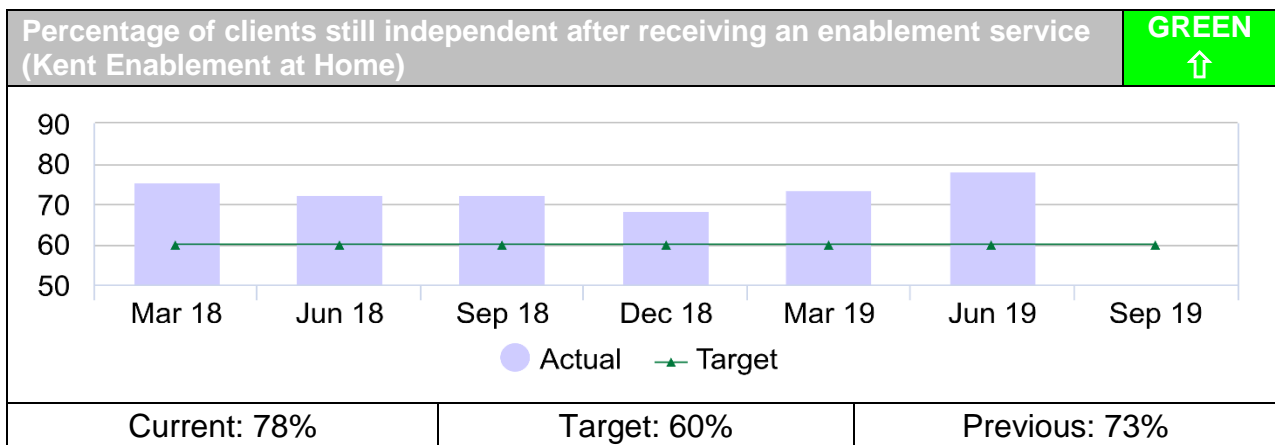
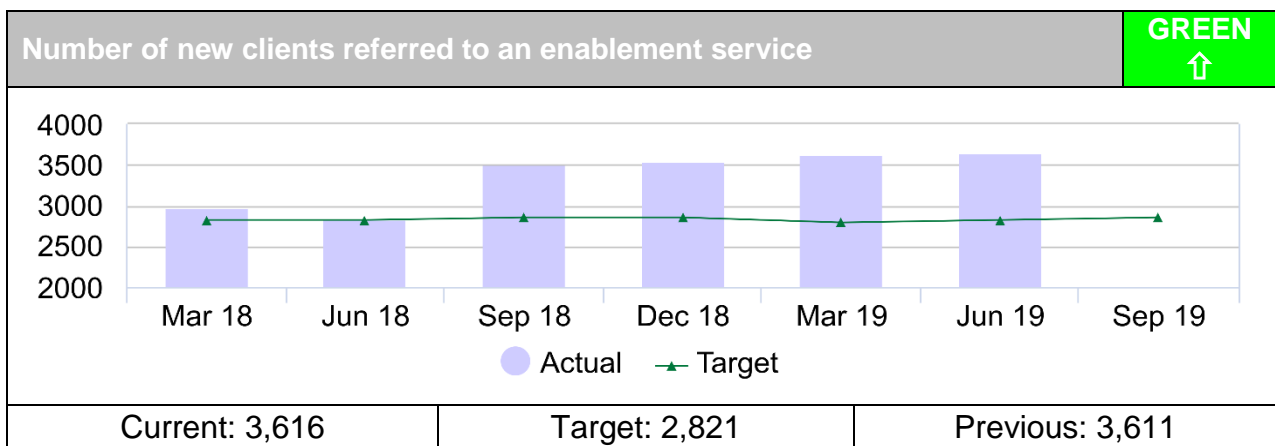
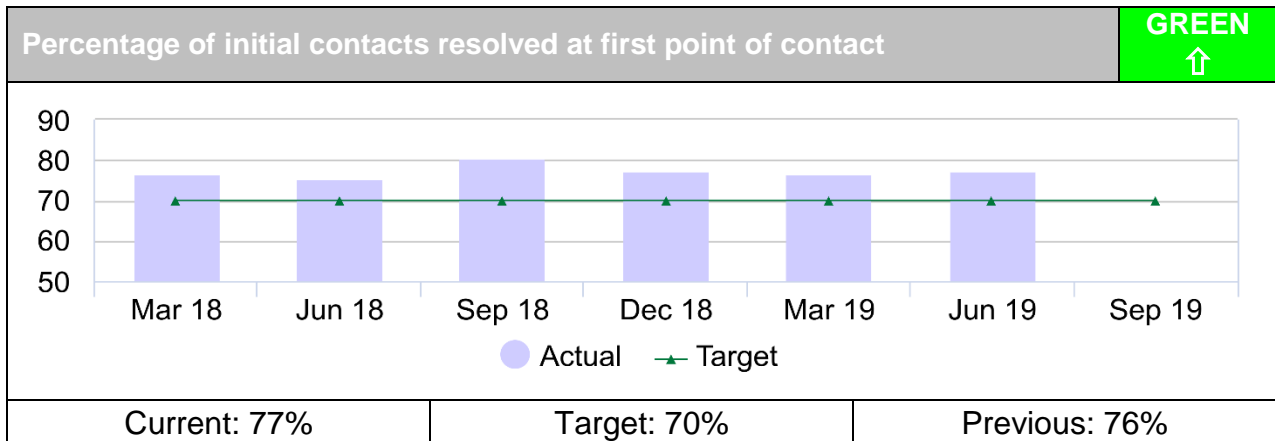
Service User Feedback

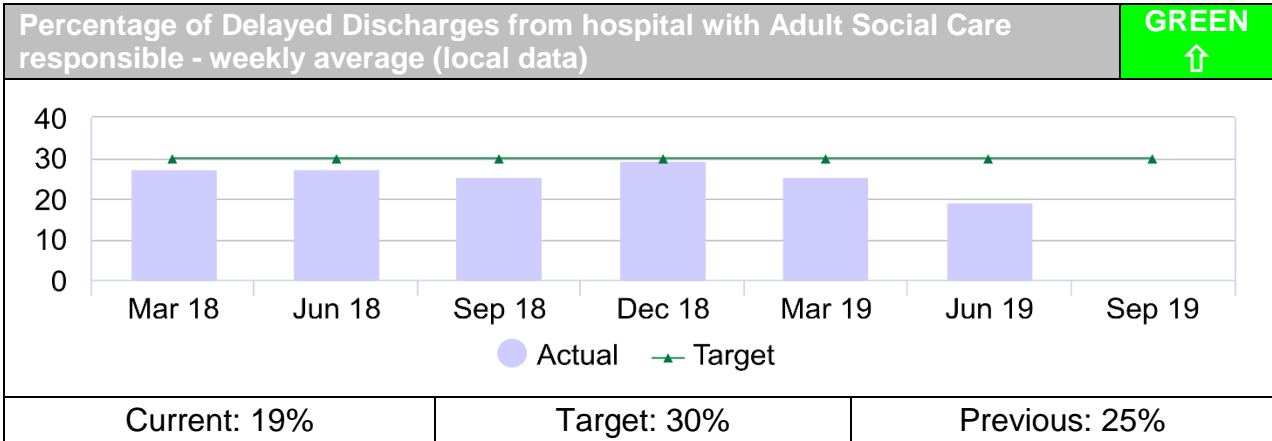
All local authorities carry out surveys of adult social care service users on an annual basis, as set out by Department of Health guidance. The survey results are used, along with other feedback gathered, to understand how we can make improvements to services. Results of some of the key survey question areas are shown below with national averages shown in brackets where available. Carer Survey averages are provided, and the 2018-19 results for the Adult Social Care Survey are expected in October.

	2015-16	2016-17	2017-18	2018-19
Service users who are extremely or very satisfied with their care and support	66% (64%)	66% (65%)	64% (65%)	71%
Carers who are extremely or very satisfied with their care and support	N/A*	35% (39%)	N/A*	30% (39%)
Service users who have adequate or better control over their daily life	80% (77%)	82% (78%)	80% (78%)	85%
Service users who find it easy to find information about services	75% (74%)	75% (74%)	74% (73%)	77%
The proportion of carers who find it easy to find information about support	N/A*	66% (64%)	N/A*	67% (62%)
Service users who say they feel safe as they want	71% (69%)	74% (70%)	69% (70%)	73%
Service users who say that the services they receive help them feel safe and secure	85% (85%)	82% (86%)	80% (86%)	93%

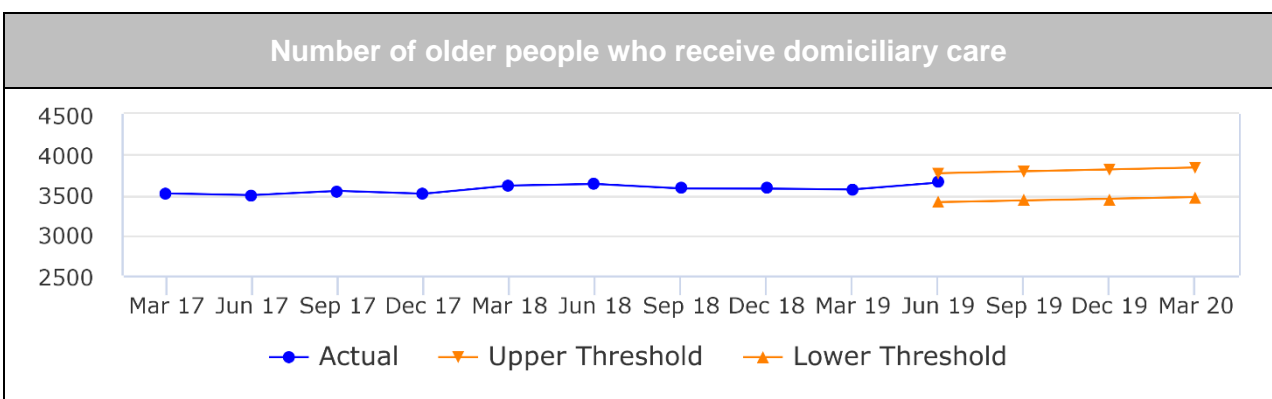
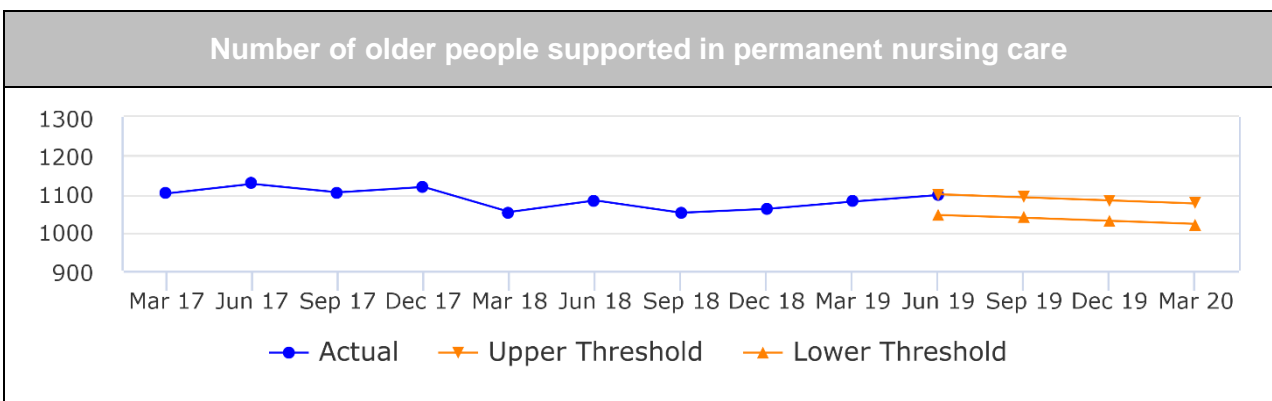
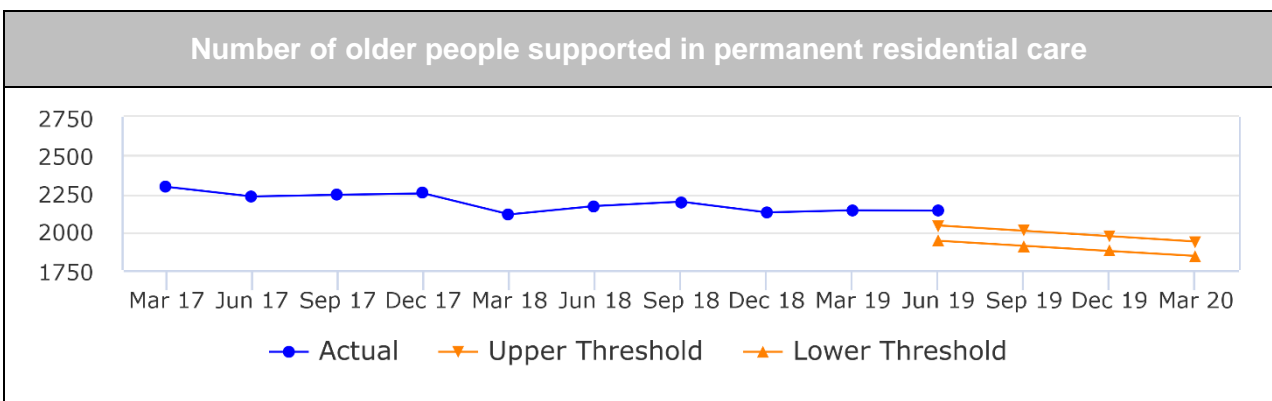
* The Carers survey is undertaken every other year

Key Performance Indicators

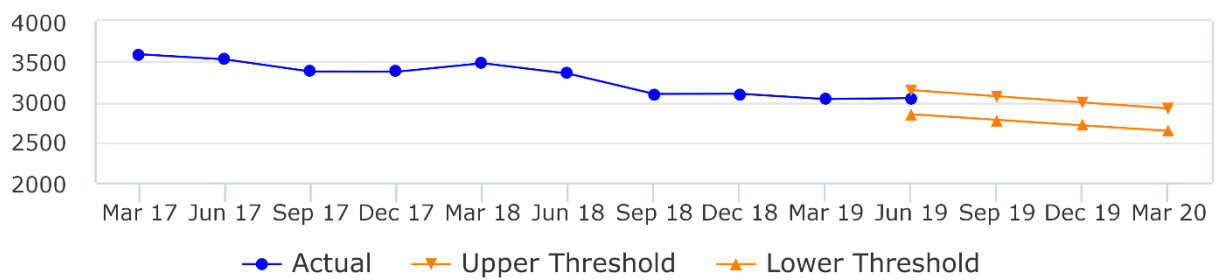




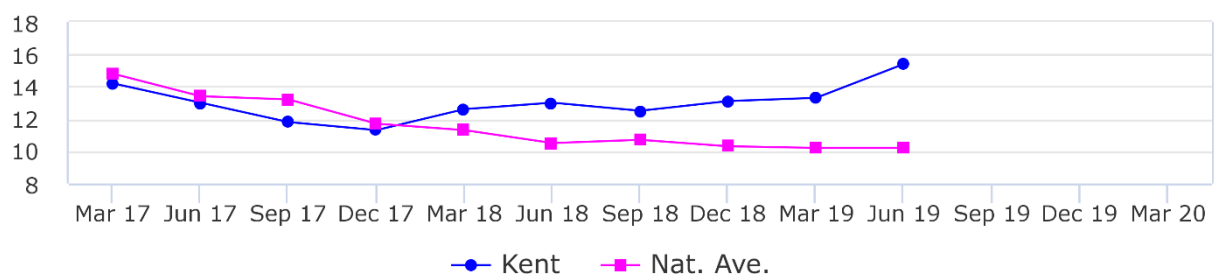
Activity indicators



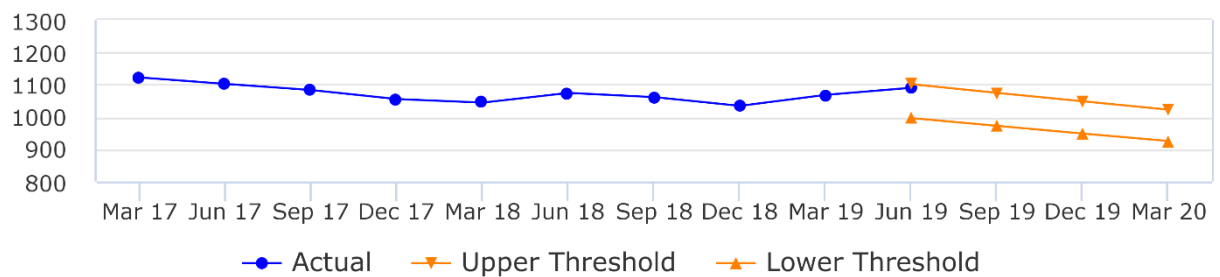
Number of social care clients receiving a direct payment



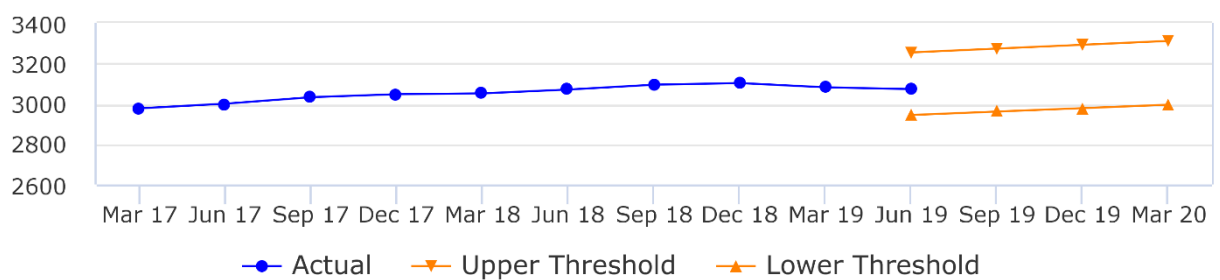
Number of delayed transfers of care per 100,000 population age 18+, average per day (national data)

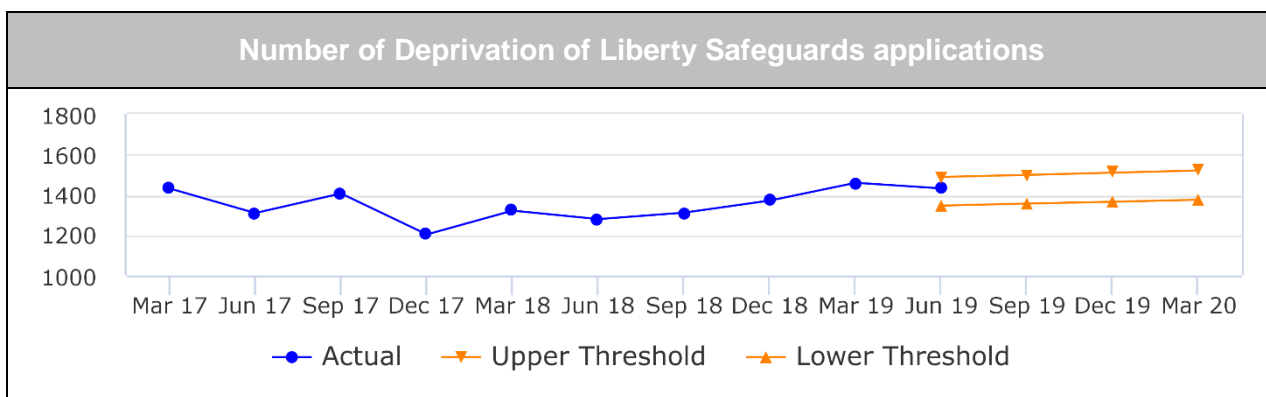
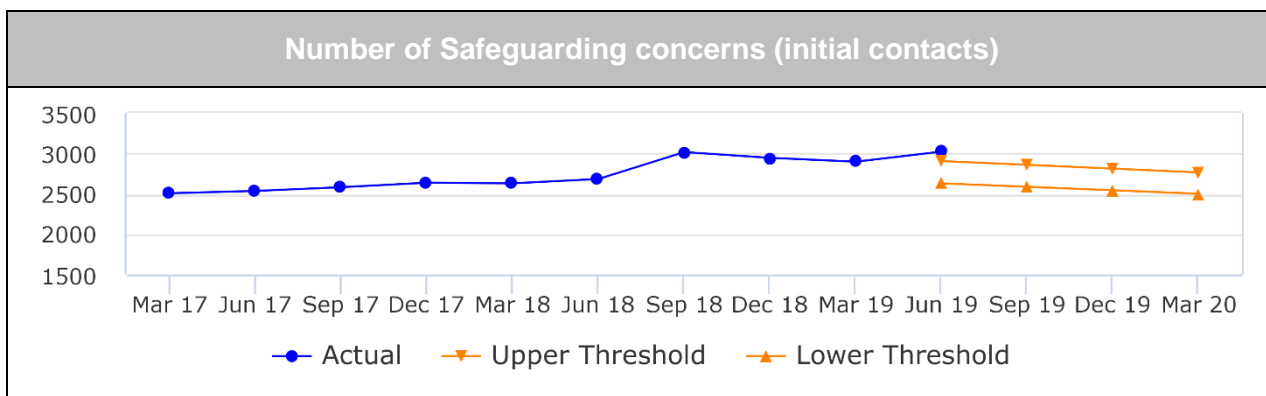
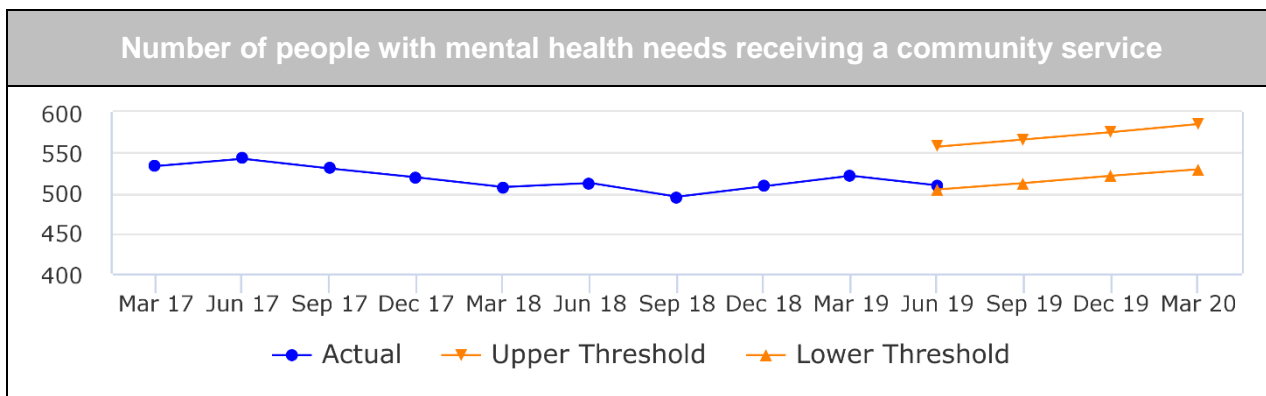
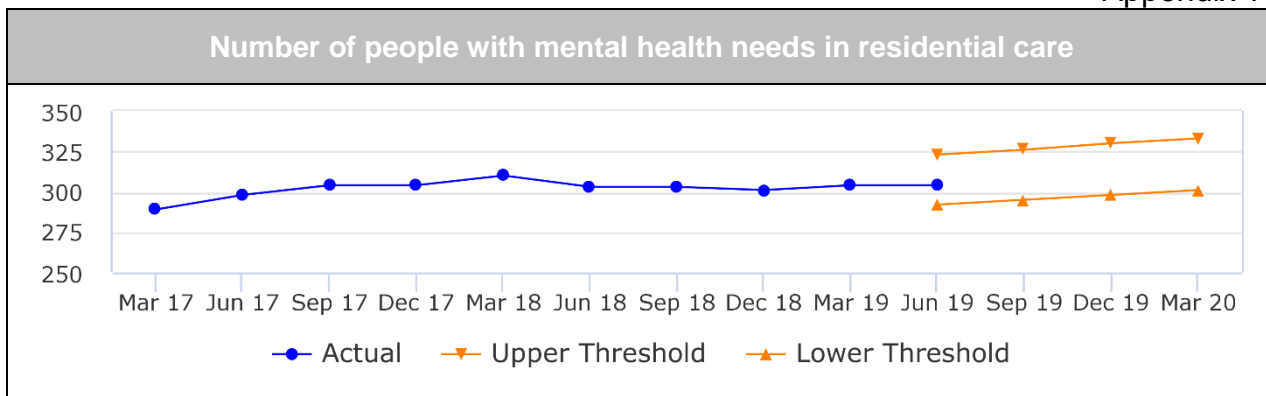


Number of learning disability clients in residential care



Number of people with a learning disability receiving a community service





Public Health	
Cabinet Member	Clair Bell
Director	Andrew Scott-Clark

KPI Summary	GREEN	AMBER	RED	↑	↔	↓
	4	1		2	1	2

The NHS Health Check Programme in Kent delivered a strong first three months of 2019/20, inviting over 32,000 eligible Kent residents and delivering nearly 11,000 health checks. The delivery of health checks in the three months to the end of June 2019 was the strongest to date following the transition of the programme commissioning from NHS to KCC; now the new computer system has been embedded, the service is back on track to deliver the target of 41,600 checks.

The Health Visiting Service completed over 67,500 universal checks in the 12 months to June 2019, which was above target of 65,000. Whilst there has been a decline in the numbers of checks delivered, the service has maintained a completion rate of 79% of all contacts due.

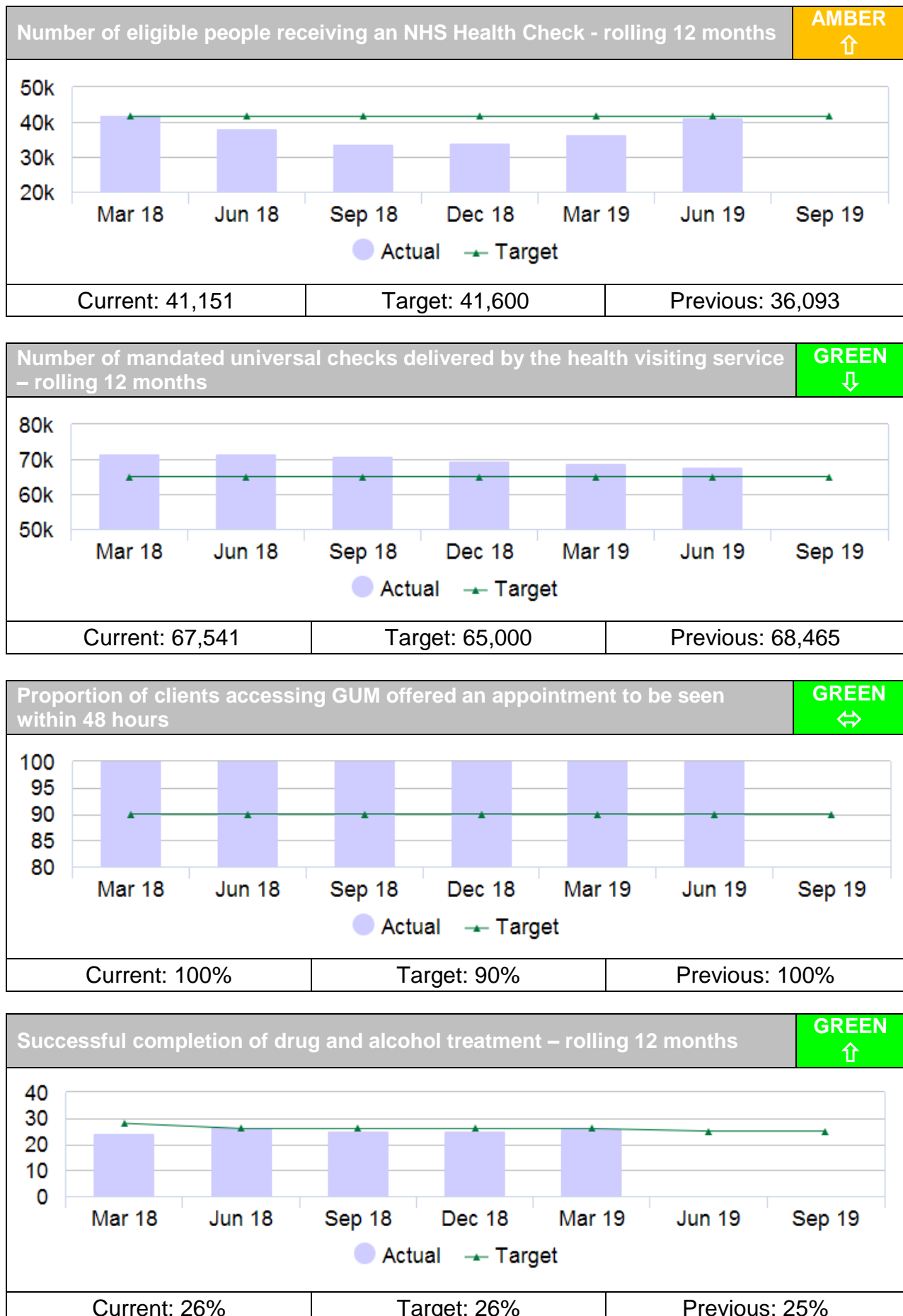
The antenatal universal contact is one of the factors for this decrease in universal checks delivered; the service continues to prioritise the delivery of this visit to first time mothers and vulnerable families and there was an increased number delivered in the 3 months to June 2019 compared to the previous two quarters. The service continues to send an introductory letter to families in Kent to introduce the Health Visiting Service and provides contact information.

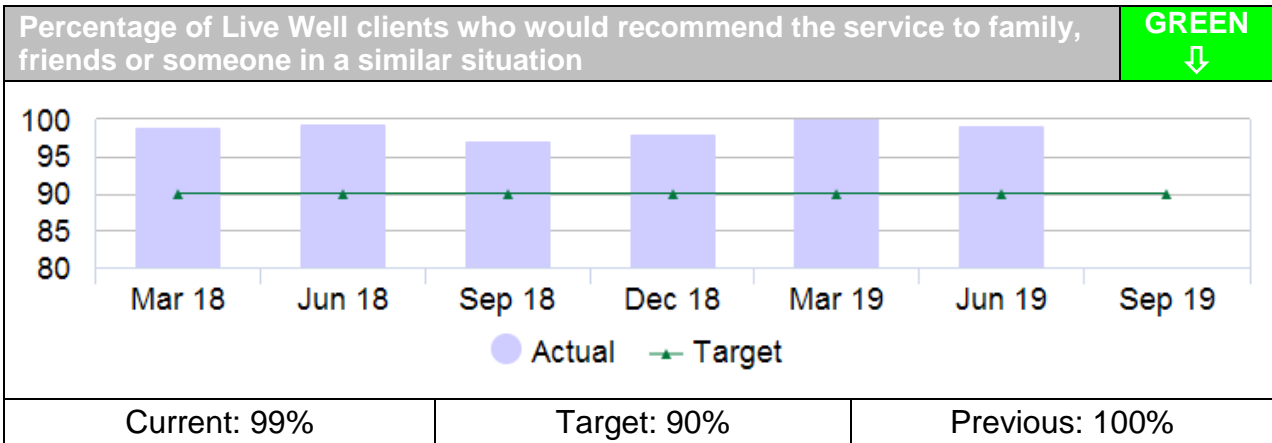
KCC have been working collaboratively with Kent Community Health NHS Foundation Trust (KCHFT), Maidstone and Tunbridge Wells NHS Trust and NHS England to agree a new model for Integrated sexual health services across Kent. This new model commenced on the 1st June and was successfully mobilised. This programme of change has been a unique collaboration with key partners and focuses on supporting long-term, financially and clinically sustainable open access sexual health services across Kent, based on shared clinical standards and outcomes. The impact of the change has been minimal to the customer as is evidenced by the fact that all clients during the three months to the end of June requiring an urgent Genito Urinary Medicine (GUM) appointment were offered an appointment to be seen within 48 hours. KCHFT has recently been assessed by the CQC and the sexual health service was rated as outstanding.

Updated substance misuse figures, covering June 2019, were not released in time for this report. The 12 months to May 2019 show a continuation in the increase of both numbers accessing structured treatment and those successfully leaving treatment with a planned exit.

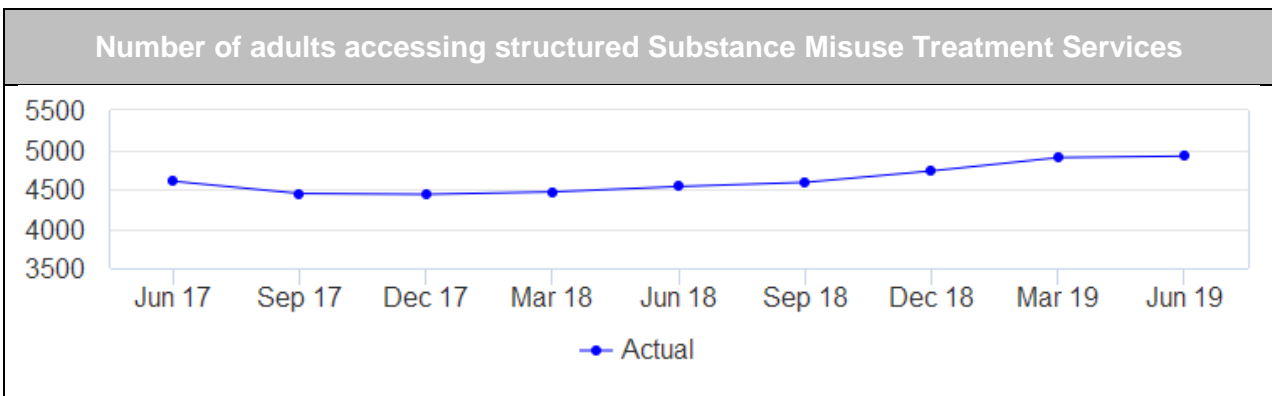
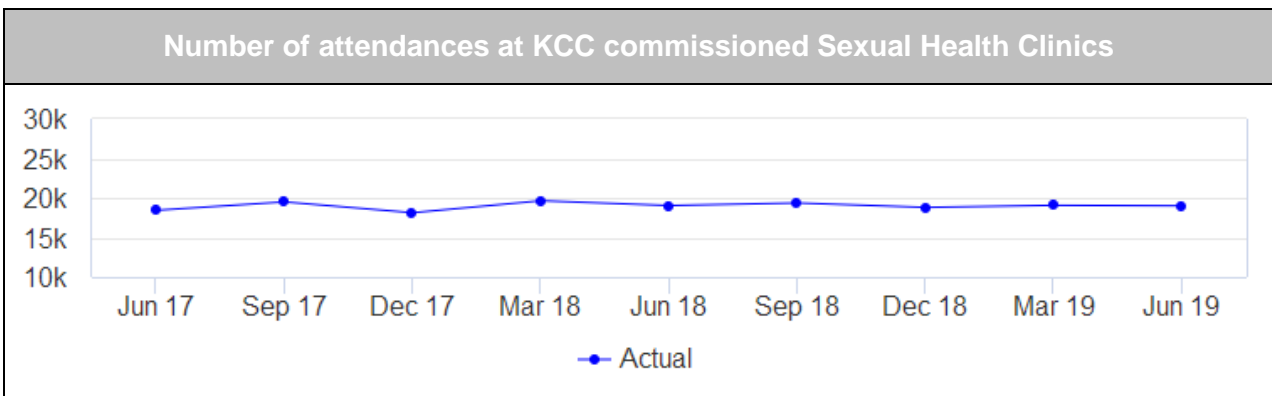
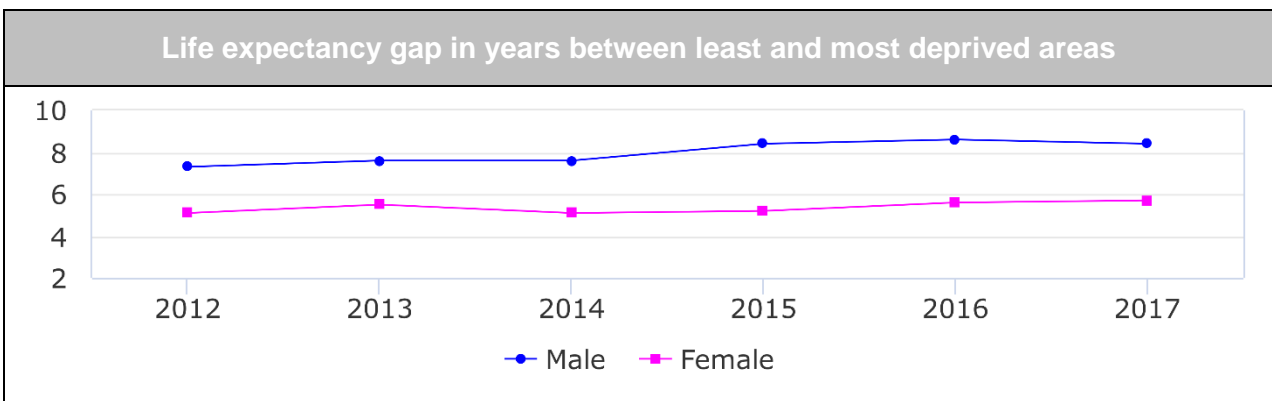
In the three months to the end of June, 919 people signed up to the Live Well Kent service, of which 62% were from the most deprived areas in Kent. The service continues to perform above target against the key metric on levels of satisfaction with 99% of clients surveyed would recommend the service to a family, friend of someone in a similar situation.

Key Performance Indicators





Activity indicators



Corporate Risk Register – Overview

The table below shows the number of corporate risks in each risk level (based on the risk score). The Target risk level is the expected risk level following further management action.

	Low Risk	Medium Risk	High Risk
Current risk level	0	9	10
Target risk level	4	14	1

CHANGED RISK SCORE

CRR0041 – Maintaining a healthy and effective workforce. The risk level has reduced from 'medium' 12 to the target level of 'medium' 8 due to positive findings from the staff survey, while acknowledging pockets of capacity and capability issues across the organisation.

MITIGATING ACTIONS

Updates have been provided for 5 actions to mitigate elements of Corporate Risks that were due for completion or review up to the end of June 2019, together with updates for 9 actions due for completion or review beyond July 2019. These are summarised below.

Due Date for Completion	Actions Completed/ Closed	Actions Outstanding or Partially complete	Regular Review
June 2019	0	3	2
July 2019 and beyond	2	5	2

Mitigating actions during this period are summarised below:

CRR0002 – Safeguarding – Protecting vulnerable adults

In progress: Develop an action plan for safeguarding audits - a number of alternative auditing arrangements have been considered. As the authority is working towards the MOSAIC IT system implementation that will support a much greater visibility of practice, the introduction of a new audit structure will be planned to follow this and support the qualitative interrogation of safeguarding practice across the spectrum of needs and services.

Previous expected completion date: June 2019

Revised completion date: November 2019.

CRR0003 – Access to resources to aid economic growth and enabling infrastructure

Outstanding: The mitigating action to respond to the Government consultation on the UK Shared Prosperity Fund (UKSPF) has not been completed yet, as the consultation

has been delayed until further notice.

CRR0004 – Civil Contingencies and resilience

In progress: Preparations continue for potential implications of a no-deal Brexit - a paper detailing the latest KCC position will be presented to County Council on 12th September 2019.

CRR0005 – Implementation of Local Care and Prevention with Health Partners in Kent

Regular review: In relation to the delivery of the Kent and Medway STP Prevention Plan, it has been agreed that the Prevention will include the Health Protection element giving the STP prevention board oversight on infection control, communicable diseases and vaccinations.

In progress: Kent and Medway Public Health continue to work with the NHS. The first draft of the 10-year plan will be submitted to Kent Health and Wellbeing Board in September 2019.

Previous completion date (for draft): August 2019

Revised completion date (for final plan): March 2020.

In progress: Kent JSNA/Case for Change. An exception report has been presented to Kent H&WB Board. Kent is now working with Medway Public Health department to reiterate the NHS STP Case for change to bring in line with the NHS Long Term Plan. Scope has been agreed with the NHS STP Programme Management Office and Public Health Specialist teams and Public Health Observatory are working on the data and commentary in line with the NHS timescales.

Previous completion date: August 2019

Revised completion date: March 2020.

CRR0006 – Resourcing implications arising from increasing complex adult social care need

Regular Review: Implementation of the Kent Integration and Better Care Fund - Planning guidance has recently been released and ASCH are leading on writing a new plan by September 2019. This will be considered at the September meeting with health colleagues before Health and Wellbeing Board sign off and referral back to Government.

CRR0009 – Future financial and operating environment for local government

A number of mitigating actions e.g. assessing implications of fair funding needs formula and social care green paper, remain outstanding pending further developments at national level. A one-year financial settlement is due in September 2019, replacing the 3-year Spending Review originally planned.

CRR0014 – Cyber-attack threats and their implications

In progress: KCC continues to work with service partners/providers to ensure clarity regarding support available and respective responsibilities to address data breaches should they occur. A framework of support is being developed throughout the Kent Connects partnership.

Previous completion date: June 2019
Revised completion date: March 2020.

CRR0015 – Managing and working with the social care market

Regular review: The refreshed accommodation strategy is being reported through existing governance channels prior to implementation.

CRR0016 – Delivery of new school places is constrained by capital budget pressures and dependency upon the Basic Need allocation and the Education and Skills Funding Agency (ESFA)

Outstanding: A bid to the next wave of selective schools' expansion fund was unsuccessful. KCC will continue to submit further bids at the appropriate time.
Previous completion date: July 2019
Revised completion date: October 2019.

CRR0042 – post-Brexit border systems and infrastructure arrangements

Regular review: The Council is in regular conversation with the Ministry of Housing, Communities and Local Government (MHCLG) for direct impact costs of Brexit in the County. Additional Government monies have been allocated to both KCC and the multi-agency Kent Resilience Forum in recent weeks, recognising the acute pressures the area could face.

CRR0044 – High needs funding and adequacy of support for children with SEND

Completed: There has been an increase in the number of pre-emptive meetings and mediation with parents to seek resolution.

In progress: Moderation of Education, Health and Care Plans (EHCPs) to ensure compliance to expected standards will take place in September 2019.
Previous anticipated completion date: January 2020
Actual completion date: September 2019

In progress: A recruitment process is underway to appoint posts to provide additional focus on quality issues and early resolution of complaints. Some posts have already been filled.
Previous completion date: May 2019
Revised completion date: September 2019.

Completed: The QA panels, moderating EHCPs and quality assurance, rolled-out in September 2019

From: Mr Roger Gough, Cabinet Member for Children, Young People and Education
Mr Mike Hill, Cabinet Member for Community and Regulatory Services
Barbara Cooper, Corporate Director for Growth, Environment and Transport
Matt Dunkley, Corporate Director for Children, Young People and Education

To: Cabinet – 23rd September 2019

Subject: Select Committee: Knife Crime

Classification: Unrestricted

Future Pathway: County Council 17th October 2019

Summary: To receive and comment on the report of the Select Committee on Knife Crime

Recommendations:

Cabinet is asked to support the following recommendations for County Council.

- The Select Committee be thanked for its work and for producing a relevant and balanced document.
 - The witnesses and others who provided evidence and made valuable contributions to the Select Committee be thanked.
 - Cabinet's comments on the report and its recommendations be welcomed and the report endorsed.
-

1. Introduction

1.1 This timely review was established by the Scrutiny Committee, based on a proposal by the Leader, and started its work in April 2019.

1.2 After falling for several years, knife crime in England and Wales is rising again. While overall crime has fallen rapidly over the last 20 years, knife crime has risen in almost all police force areas in England and Wales since 2014.

1.3 According to the Office for National Statistics, after falling to a low point in 2013/14, when there were about 25,600 offences involving a sharp object, these have increased steadily to peak in 2017/18 at about 40,100. 43 of the 44 police forces recorded a rise in knife crime since 2011. These increases have been accompanied by a rise in younger victims and perpetrators.

1.4 Kent has experienced the largest, recent increase in knife crime in England and Wales. Between April 2010 and September 2018, knife crime in the county increased by 152%, from 346 to 873. However, the *rate* of all crime involving a knife or sharp instrument in Kent is considerably *lower* than the national average, with 50 offences per 100,000 population (the average rate in England and Wales is 76 per 100,000 population).¹ In addition, Youth Offending data shows that the number of knife crime offences in Kent that resulted in an Out of Court Disposal or Court Conviction (for those under the age of 18) has gradually declined, from 145 in 2016, to 127 in 2017 and to 107 in 2018.²

1.5 Kent County Council is determined to take action to help to tackle the recent increases in knife crime in the county and to deal with its consequences, which can devastate the lives of individuals, families and communities.

2. Select Committee

2.1 Membership

The Chairman of the Select Committee was Mr Paul Barrington-King (Conservative). Other members of the Committee were: Mrs Sue Chandler (Conservative), Mr Ian Chittenden (Liberal Democrat), Mr Andrew Cook (Conservative), Mr Paul Cooper (Conservative), Mr Dara Farrell (Labour), Mr Tony Hills (Conservative), Mr Ken Pugh (Conservative) and Mr Alan Ridgers (Conservative).

2.2 Terms of Reference

The terms of reference agreed by the Select Committee on 9th May 2019 were:

- a) To examine the reasons behind the recent increases in knife crime offences in the county.
- b) To consider current initiatives in Kent focused on addressing knife crime in the county.
- c) To identify opportunities for KCC to help reduce the incidence and impact of knife crime in Kent.

¹ Office for National Statistics (2018) Crime in England and Wales: Year Ending December 2018, online, <https://www.ons.gov.uk/peoplepopulationandcommunity/crimeandjustice/bulletins/crimeinenglandandwales/yearendingdecember2018#offences-involving-knives-or-sharp-instruments-are-still-rising-while-firearms-offences-decrease>

² Kent County Council (2019) Youth Offending Data, Kent, April 2019

2.3 Evidence

The Knife Crime Select Committee held 11 formal hearing sessions with a wide range of witnesses, including representatives of the Youth Justice Board, Kent Police, Essex County Council, academics, local organisations, and KCC Cabinet Members and senior officers.

The Committee also received written evidence from a number of sources, including the Scottish Violence Reduction Unit, the National Probation Service, the Kent Association of Headteachers, Kent Youth County Council, local NHS Trusts and academics. The full evidence list is set out in Appendix 2.

2.4 Timescale

The Select Committee met formally for the first time in May 2019 to agree the review's terms of reference. It then held a series of hearing sessions in mid-June 2019, and also invited submissions of written evidence during this period. It reconvened on 12th September 2019 to finalise its report. It is planned that the Committee's report be considered by a meeting of the County Council on 17th October 2019.

3. The Report

3.1 The key points of the report are:

- The impact of knife crime on society is significant. Apart from the devastating social cost to individuals, families and communities through the loss of life and the trauma of physical and psychological injuries, there is a substantial economic cost to society.
- Knife crime cannot be solved by criminal justice measures alone. While law enforcement remains central, the most effective approaches tend to be multi-agency and multi-faceted, requiring collaboration from a range of partners in diagnosing problems, analysing underlying causes, examining what works and developing solutions.
- A public health approach provides an ideal framework for understanding the causes of violence and for responding with appropriate interventions.
- Knife crime is not inevitable and it is therefore preventable. Helping young people to make positive choices, improving their critical thinking skills, and providing role models and support for those who may be at risk of being drawn into crime, can all help to dissuade them from becoming involved in gangs and committing knife crime offences.

- Many young people who are involved in gangs and criminal activities are vulnerable victims, as well as perpetrators. They often need support to build the resilience necessary to extricate themselves from criminality and to turn their lives around.
- Clamping down on illegal sales can help to ensure that knives do not get into the wrong hands and on to Kent streets.

3.2 The report's recommendations include:

- The establishment of a multi-disciplinary, operational group whose remit is to ensure the implementation and delivery of strategic objectives to address knife crime and violence through a public health approach.
- An update of statutory guidance to schools to help them manage pupils' poor behaviour and reduce exclusions.
- The promotion of high-quality, standardised training on knife crime in all Kent schools.
- The recruitment and training of volunteers to provide long-term mentoring for young people at risk of offending.
- A more proactive approach to the promotion of the responsible sale of knives by local retailers.
- The piloting and evaluation of a scheme, such as the Youth Zone, to extend youth service provision in the county.

3.3 An executive summary of the report is attached in Appendix 1. To obtain a copy of the full report please contact the report's author (details below). The full report can be access via the link below.

https://www.kent.gov.uk/_data/assets/pdf_file/0004/100678/Knife-Crime-Select-Committee-report.pdf

4. Conclusions

4.1 We welcome the report and would like to congratulate the Select Committee on completing this piece of work.

4.2 We would also like to thank all the witnesses who gave evidence to the Select Committee, and the officers who supported it.

4.3 Mr Paul Barrington-King - Chairman of the Select Committee – Mr Ian Chittenden and Mr Dara Farrell will present the report to Cabinet. The Committee would welcome your comments.

5. Recommendations

5.1 The Select committee be thanked for its work and for producing a relevant and balanced document.

5.2 The witnesses and others who provided evidence and made valuable contributions to the Select Committee be thanked.

5.3 Cabinet's comments on the report and its recommendations be welcomed and the report endorsed.

Select Committee Research Officer:

Gaetano Romagnuolo
Research Officer – Overview and Scrutiny
gaetano.romagnuolo@kent.gov.uk
03000 416624

1.Executive Summary

1.1. Committee Membership

1.1.1. The Committee consisted of nine elected Members of Kent County Council (KCC): seven members of the Conservative Party, one member of the Labour Party and one member of the Liberal Democrat Party.

Mr P. Barrington-King (Chairman - Conservative)

Mrs S. Chandler (Conservative)

Mr I. Chittenden (Liberal Democrat)

Mr A. Cook (Conservative)

Mr P. Cooper (Conservative)

Mr D. Farrell (Labour)

Mr T. Hills (Conservative)

Mr K. Pugh (Conservative)

Mr A. Ridgers (Conservative)

1.2. Scene setting

- 1.2.1. After falling for several years, knife crime in England and Wales is rising again. While overall crime has fallen rapidly over the last 20 years, knife crime has risen in almost all police force areas in England and Wales since 2014.
- 1.2.2. According to the Office for National Statistics, after falling to a low point in 2013/14, when there were about 25,600 offences involving a sharp object, these have increased steadily to peak in 2017/18 at about 40,100.³ 43 of the 44 police forces recorded a rise in knife crime since 2011.⁴ These increases have been accompanied by a rise in younger victims and perpetrators.⁵
- 1.2.3. Kent has experienced the largest, recent increase in knife crime in England and Wales. Between April 2010 and September 2018, knife crime in the county increased by 152%, from 346 to 873. However, the *rate* of all crime involving a knife or sharp instrument in Kent is considerably *lower* than the national average, with 50 offences per 100,000 population (the average rate in England and Wales is 76 per 100,000 population).⁶ In addition, Youth Offending data shows that the number of knife crime offences in Kent that resulted in an Out of Court Disposal or Court Conviction (for those under the age of 18) has gradually declined, from 145 in 2016, to 127 in 2017 and to 107 in 2018.⁷
- 1.2.4. Kent County Council is determined to take action to help to tackle the recent increases in knife crime in the county and to deal with its consequences, which can devastate the lives of individuals, families and communities.

³ House of Commons Library (2018) Briefing Paper, Knife Crime in England and Wales, London

⁴ BBC News (14 March 2019) Ten Charts on the Rise of Knife Crime in England and Wales, online, <https://www.bbc.co.uk/news/uk-42749089>

⁵ HM Government (2018) Serious Violence Strategy

⁶ Office for National Statistics (2018) Crime in England and Wales: Year Ending December 2018, online, <https://www.ons.gov.uk/peoplepopulationandcommunity/crimeandjustice/bulletins/crimeinenglandandwales/yearendingdecember2018#offences-involving-knives-or-sharp-instruments-are-still-rising-while-firearms-offences-decrease>

⁷ Kent County Council (2019) Youth Offending Data, Kent, April 2019

1.3. Terms of reference

- 1.3.1. To examine the reasons behind the recent increases in knife crime offences in the county.
- 1.3.2. To consider current initiatives in Kent focused on addressing knife crime in the county.
- 1.3.3. To identify opportunities for KCC to help reduce the incidence and impact of knife crime in Kent.

Key messages

- **The impact of knife crime on society is significant. Apart from the devastating social cost to individuals, families and communities through the loss of life and the trauma of physical and psychological injuries, there is a substantial economic cost to society.**
- **Knife crime cannot be solved by criminal justice measures alone. While law enforcement remains central, the most effective approaches tend to be multi-agency and multi-faceted, requiring collaboration from a range of partners in diagnosing problems, analysing underlying causes, examining what works and developing solutions.**
- **A public health approach provides an ideal framework for understanding the causes of violence and for responding with appropriate interventions.**
- **Knife crime is not inevitable and it is therefore preventable. Helping young people to make positive choices, improving their critical thinking skills, and providing role models and support for those who may be at risk of being drawn into crime, can all help to dissuade them from becoming involved in gangs and committing knife crime offences.**
- **Many young people who are involved in gangs and criminal activities are vulnerable victims, as well as perpetrators. They often need support to build the resilience necessary to extricate themselves from criminality and to turn their lives around.**
- **Clamping down on illegal sales can help to ensure that knives do not get into the wrong hands and on to Kent streets.**

1.4. Recommendations

Recommendation 1

KCC should work with partner organisations to establish a multi-disciplinary, operational group which includes all the relevant, key agencies and whose remit is to ensure the implementation and delivery of strategic objectives to address knife crime and violence through a public health approach. A task that should be given priority is the development of a more efficient and effective information-sharing mechanism to build a more comprehensive picture of gang activities in the county, so that more timely and targeted early interventions can be undertaken.

Recommendation 2

KCC's Cabinet Member for Children, Young People and Education should write to the Secretary of State for Education, on behalf of the Select Committee, and urge him to update statutory guidance to schools to help them manage pupils' poor behaviour and reduce exclusions.

Recommendation 3

KCC should review all the training on knife crime and violence that is currently delivered in Kent schools to assess the extent to which it is informative, consistent and balanced. This evaluation should clarify whether KCC needs to promote and commission the delivery of a high-quality, standardised programme.

Recommendation 4

KCC's Cabinet Member for Children, Young People and Education should write to all Kent schools to encourage them to deliver high-quality training on the dangers associated with knife crime, from primary school (Year 5 and Year 6) to all types of secondary school.

Recommendation 5

KCC's Children, Young People and Education Directorate should conduct a feasibility study to evaluate the effectiveness of a scheme involving the recruitment and training of volunteers to provide long-term mentoring for young people at risk of offending.

Recommendation 6

KCC's Trading Standards service should devise and evaluate a pilot scheme involving a more proactive approach to the promotion of the responsible sale of knives by local retailers.

Recommendation 7

KCC should pilot a scheme such as the Youth Zone to extend youth service provision in the county. The pilot should take place in a particularly deprived area of Kent and should be combined with an evaluation to assess its effectiveness and to inform future policy.

Evidence

Oral evidence

Monday 10th June 2019

- Roger Gough, Cabinet Member for Children, Young People and Education, Kent County Council
- Dan Bride, Assistant Director (North & West Kent), Adolescent Services, Open Access & Youth Offending, Kent County Council
- Louise Fisher, Assistant Director, Integrated Children's Services, Kent County Council
- Mike Hill OBE, Cabinet Member for Community Services, Kent County Council, and Chair of the Kent Community Safety Partnership
- Shafick Peerbux, Head of Service, Community Safety, Kent County Council

Tuesday 11th June 2019

- Joanna Brennan, Head of Innovation and Engagement (South East & East), Youth Justice Board
- Alan Wood, Community Engagement Manager, Her Majesty's Prison and Probation Service, Her Majesty's Prison/Youth Offender Institution Stanford Hill
- Two residents of HMP Stanford Hill
- Tanya Gillett, Head of Service, Youth Offending Service, Essex County Council
- Claire Ray, Head of Service, Education Safeguarding service, Kent County Council
- Claire Ledger, South Kent Area Safeguarding Adviser, Kent County Council
- John Coull, Detective Superintendent, Kent and Essex Serious Crime Directorate Intelligence, Kent Police
- Guy Thompson, Chief Inspector, Partnerships & Communities, Kent Police

Wednesday 12th June 2019

- Dr Erin Sanders-McDonagh, Senior Lecturer in Criminology, University of Kent
- Mark Pearson, Chief Executive Officer, Excelsior Safeguarding

- James Whiddett, Operations Manager, Trading Standards, Kent County Council
- Oliver Jewell, Principal Trading Standards Officer, Kent County Council

Monday 17th June 2019

- Allison Duggal, Deputy Director, Public Health, Kent County Council

Written evidence

- Dr Robert Hesketh, Lecturer in Criminal Justice, Liverpool John Moores University
- Dr Peter Traynor, Senior Research Assistant, Manchester Metropolitan University
- Scottish Violence Reduction Unit
- National Probation Service
- No Knives Better Lives, Crime Prevention Scotland
- Maidstone and Tunbridge Wells NHS Trust
- Kent Association of Headteachers
- Kent Youth County Council
- Seán Holden – County Councillor for Cranbrook, Kent County Council

This page is intentionally left blank

Knife Crime Select Committee Report

October 2019



Page intentionally left blank

Contents

- Foreword** **3**

- 1 Executive Summary** **5**
 - 1.1 Committee membership** **5**
 - 1.2 Scene setting** **6**
 - 1.3 Terms of reference** **7**
 - 1.4 Recommendations** **9**
 - 1.5 Methodology** **11**

- 2 Background** **13**
 - 2.1 Definitions** **13**
 - 2.2 National trends** **15**
 - 2.3 Local trends** **17**
 - 2.4 Explanations for the reported rise in knife crime** **19**
 - 2.5 National policies and interventions** **21**
 - 2.6 Local policies and interventions** **25**

- 3 Issues and Recommendations** **29**
 - 3.1 Introduction** **29**
 - 3.2 Multi-agency collaboration** **31**
 - 3.3 School exclusions** **36**
 - 3.4 Raising children’s awareness** **38**
 - 3.5 Long-term mentoring** **44**
 - 3.6 Trading Standards** **48**
 - 3.7 Youth Service provision** **52**

- 4 Conclusion** **55**

- Appendix 1 – Evidence** **57**
- Appendix 2 – Glossary** **59**
- Appendix 3 – Tables and Charts** **61**
- References** **65**
- Acknowledgements** **69**

Foreword



The impact of knife crime on victims, their families and whole communities is devastating.

During our review it has become clear that knife crime is a complex and multi-faceted issue that cannot be solved by criminal justice measures alone; effective responses require concerted action from a wide range of organisations. A public health approach, based on systematic and rigorous evaluations, provides an ideal framework for understanding the causes of violence and for responding with appropriate interventions.

Knife crime is not inevitable and it is therefore preventable. Delivering early intervention programmes in collaboration with schools, in order to help raise awareness of the dangers associated with knife crime, gangs and county lines amongst young people, is crucial. Youth facilities can also play an important role by providing young people with the life skills and aspirations to overcome adversity. While KCC's Youth Service provision is still robust, its impact could be expanded through the creative development of strong partnerships across different sectors, such as the tried and tested "OnSide Youth Zone" model.

While prevention and early intervention are crucial, they may be less effective for young people who are already involved in serious violence and criminality. They are often victims, as well as perpetrators, who may need support and trusting relationships to turn their lives around.

Alongside collaborative and preventative measures, it is also important to act to keep knives off our streets. A more proactive approach, designed to target illegal sales and to promote age-verification procedures and appropriate display, can help to deter people from carrying and using these deadly weapons.

Knife crime is unacceptable and must not be tolerated. Although there are no quick fixes and solutions, we believe that KCC, in collaboration with partner organisations, can and should do all it can to tackle this form of violence and its devastating consequences for the people of Kent.

Paul Barrington-King

Chairman of the Knife Crime Select Committee

Page intentionally left blank

1. Executive Summary

1.1. Committee Membership

- 1.1.1. The Committee consisted of nine elected Members of Kent County Council (KCC): seven members of the Conservative Party, one member of the Labour Party and one member of the Liberal Democrat Party.

Mr P. Barrington-King (Chairman - Conservative)

Mrs S. Chandler (Conservative)

Mr I. Chittenden (Liberal Democrat)

Mr A. Cook (Conservative)

Mr P. Cooper (Conservative)

Mr D. Farrell (Labour)

Mr T. Hills (Conservative)

Mr K. Pugh (Conservative)

Mr A. Ridgers (Conservative)

1.2. Scene setting

- 1.2.1. After falling for several years, knife crime in England and Wales is rising again. While overall crime has declined rapidly over the last 20 years, knife crime has risen in almost all police force areas in England and Wales since 2014.
- 1.2.2. According to the Office for National Statistics, after falling to a low point in 2013/14, when there were about 25,600 offences involving a sharp object, these have increased steadily to peak in 2017/18 at about 40,100.¹ 43 of the 44 police forces recorded a rise in knife crime since 2011.² These increases have been accompanied by a rise in younger victims and perpetrators.³
- 1.2.3. Kent has experienced the largest, recent increase in knife crime in England and Wales. Between April 2010 and September 2018, knife crime in the county increased by 152%, from 346 to 873. However, the *rate* of all crime involving a knife or sharp instrument in Kent is considerably *lower* than the national average, with 50 offences per 100,000 population (the average rate in England and Wales is 76 per 100,000 population).⁴ In addition, Youth Offending data shows that the number of knife crime offences in Kent that resulted in an Out of Court Disposal or Court Conviction (for those under the age of 18) has gradually declined, from 145 in 2016, to 127 in 2017 and to 107 in 2018.⁵
- 1.2.4. Kent County Council is determined to take action to help to tackle the recent increases in knife crime in the county and to deal with its consequences, which can devastate the lives of individuals, families and communities.

¹ House of Commons Library (2018) Briefing Paper, Knife Crime in England and Wales, London

² BBC News (14 March 2019) Ten Charts on the Rise of Knife Crime in England and Wales, online, <https://www.bbc.co.uk/news/uk-42749089>

³ HM Government (2018) Serious Violence Strategy

⁴ Office for National Statistics (2018) Crime in England and Wales: Year Ending December 2018, online, <https://www.ons.gov.uk/peoplepopulationandcommunity/crimeandjustice/bulletins/crimeinenglandandwales/yearendingdecember2018#offences-involving-knives-or-sharp-instruments-are-still-rising-while-firearms-offences-decrease>

⁵ Kent County Council (2019) Youth Offending Data, Kent, April 2019

1.3. Terms of reference

- 1.3.1. To examine the reasons behind the recent increases in knife crime offences in the county.
- 1.3.2. To consider current initiatives in Kent focused on addressing knife crime in the county.
- 1.3.3. To identify opportunities for KCC to help reduce the incidence and impact of knife crime in Kent.

Key messages

- **The impact of knife crime on society is significant. Apart from the devastating social cost to individuals, families and communities through the loss of life and the trauma of physical and psychological injuries, there is a substantial economic cost to society.**
- **Knife crime cannot be solved by criminal justice measures alone. While law enforcement remains central, the most effective approaches tend to be multi-agency and multi-faceted, requiring collaboration from a range of partners in diagnosing problems, analysing underlying causes, examining what works and developing solutions.**
- **A public health approach provides an ideal framework for understanding the causes of violence and for responding with appropriate interventions.**
- **Knife crime is not inevitable and it is therefore preventable. Helping young people to make positive choices, improving their critical thinking skills, and providing role models and support for those who may be at risk of being drawn into crime, can all help to dissuade them from becoming involved in gangs and committing knife crime offences.**
- **Many young people who are involved in gangs and criminal activities are vulnerable victims, as well as perpetrators. They often need support to build the resilience necessary to extricate themselves from criminality and to turn their lives around.**
- **Clamping down on illegal sales can help to ensure that knives do not get into the wrong hands and on to Kent streets.**

1.4. Recommendations

Recommendation 1

KCC should work with partner organisations to establish a multi-disciplinary, operational group which includes all the relevant, key agencies and whose remit is to ensure the implementation and delivery of strategic objectives to address knife crime and violence through a public health approach. A task that should be given priority is the development of a more efficient and effective information-sharing mechanism to build a more comprehensive picture of gang activities in the county, so that more timely and targeted early interventions can be undertaken.

Recommendation 2

KCC's Cabinet Member for Children, Young People and Education should write to the Secretary of State for Education, on behalf of the Select Committee, and urge him to update statutory guidance to schools to help them manage pupils' poor behaviour and reduce exclusions.

Recommendation 3

KCC should review all the training on knife crime and violence that is currently delivered in Kent schools to assess the extent to which it is informative, consistent and balanced. This evaluation should clarify whether KCC needs to promote and commission the delivery of a high-quality, standardised programme.

Recommendation 4

KCC's Cabinet Member for Children, Young People and Education should write to all Kent schools to encourage them to deliver high-quality training on the dangers associated with knife crime, from primary school (Year 5 and Year 6) to all types of secondary school.

Recommendation 5

KCC's Children, Young People and Education Directorate should conduct a feasibility study to evaluate the effectiveness of a scheme involving the recruitment and training of volunteers to provide long-term mentoring for young people at risk of offending.

Recommendation 6

KCC's Trading Standards service should devise and evaluate a pilot scheme involving a more proactive approach to the promotion of the responsible sale of knives by local retailers.

Recommendation 7

KCC should pilot a scheme such as the Youth Zone to extend youth service provision in the county. The pilot should take place in a particularly deprived area of Kent and should be combined with an evaluation to assess its effectiveness and to inform future policy.

1.5. Methodology

- 1.5.1. The Knife Crime Select Committee held 11 formal hearing sessions with a wide range of witnesses, including representatives of the Youth Justice Board, Kent Police, Essex County Council, academics, local organisations, and KCC Cabinet Members and senior officers.
- 1.5.2. The Committee also received written evidence from a number of sources, including the Scottish Violence Reduction Unit, the National Probation Service, the Kent Association of Headteachers, Kent Youth County Council, local NHS Trusts and academics. The full evidence list is set out in Appendix 1.

Page intentionally left blank

2. Background

2.1. Definitions

2.1.1. Although “**knife crime**” can be understood as crime involving an object with a blade or sharp instrument,⁶ there is no clear definition and it is not a specific offence.^{7 8} The phrase was adopted by the media and is now popularly used to refer primarily to knife assaults and knife carrying.⁹ Criminal offences related to knives include the following:

- it is an offence to threaten or cause harm to a person with a bladed weapon
- some bladed weapons are prohibited from being sold or purchased, including to anyone under the age of 18
- offences such as robbery or assault can be aggravated if a knife is involved
- it is also an offence to carry a knife in a public place without good reason.^{10 11}

2.1.2. There is also no single national or international definition of a “**gang**” or “gang member”. The definition set out in the Government’s Ending Gang and Youth Violence report, and adapted from the Centre for Social Justice’s report “Dying to Belong” (2009), is as follows:

“a relatively durable, predominantly street-based group of young people who: 1. see themselves (and are seen by others) as a discernible group; 2. engage in criminal activity and violence; and may also 3. lay claim over territory (not necessarily geographical, but can include an illegal economy territory); 4. have some form of identifying structural feature; and/or 5. be in conflict with other, similar, gangs.”¹²

⁶ House of Commons Library (2018) Briefing Paper, Knife Crime in England and Wales, London

⁷ Home Affairs Committee, Seventh Report of Session 2007–08, Policing in the 21st Century, HC 364, para 163 Knife Crime

⁸ Centre for Crime and Justice Studies (2018) Young People, Violence and Knives - Revisiting the Evidence and Policy Discussions, London

⁹ Ibid

¹⁰ Legislation.gov.uk (1953) Prevention of Crime Act, online, www.legislation.gov.uk/ukpga/Eliz2/1-2/14/contents

¹¹ The Crown Prosecution Service (2018) Offensive Weapons, Knives, Bladed and Pointed Articles, online, <https://www.cps.gov.uk/legal-guidance/offensive-weapons-knives-bladed-and-pointed-articles>

¹² Home Office (2015) What Works to Prevent Gang Involvement, Youth Violence and Crime; A Rapid Review of Interventions Delivered in the UK and Abroad, London

- 2.1.3. While the majority of knife crime is not gang-related, research has shown that gang members are more likely to carry knives than non-gang members, and that gang-related knife crimes are usually of a more violent nature than other knife-related offending.¹³
- 2.1.4. The term “**county lines**” is used to describe gangs and organised criminal networks involved in exporting illegal drugs into one or more importing areas in the UK, using dedicated mobile phone lines or other forms of “deal line”. They are likely to exploit children and vulnerable adults to move and store the drugs and money, and they often use coercion, intimidation, violence (including sexual violence) and weapons.¹⁴
- 2.1.5. One of the key factors found in most cases of county lines exploitation is the carrying of drugs in return for something. The exchange can include both tangible rewards (such as money, drugs or clothes) and intangible rewards (such as status, protection or perceived friendship or affection).¹⁵
- 2.1.6. There are recorded cases of children as young as 12 being exploited or moved by gangs to courier drugs out of their local area. The most common age-range is 15-16.¹⁶

¹³ Greater London Authority (2017) The London Knife Crime Strategy, London

¹⁴ HM Government (2018) Serious Violence Strategy, London

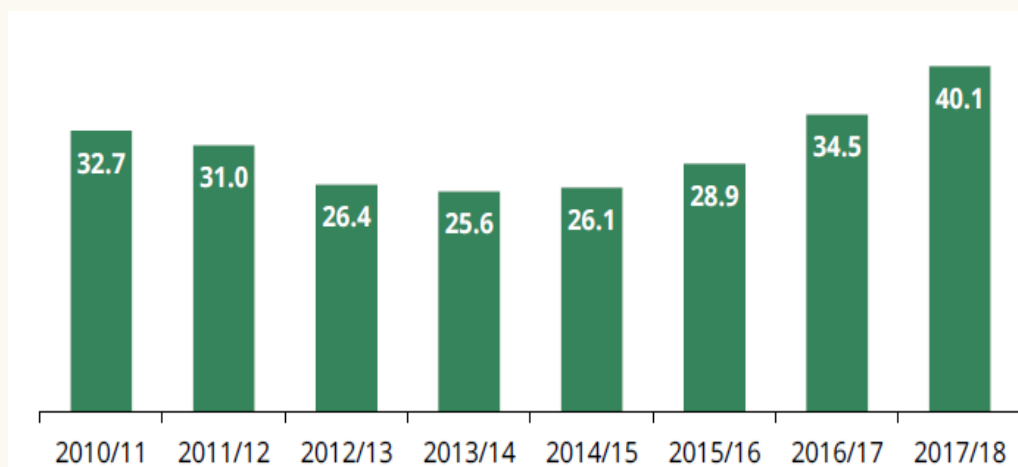
¹⁵ Home Office (2017) Criminal Exploitation of Children and Vulnerable Adults: County Lines Guidance, London

¹⁶ Ibid

2.2. National trends

2.2.1. Police-recorded crime figures are just one of a number of sources of data on trends in offences involving knives, but they are those most often cited.¹⁷ According to this data, after falling to a low point in 2013/14, when there were about 25,600, offences have risen steadily to peak in 2017/18 at about 40,100 (Figure 1 and Appendix 3).¹⁸

Figure 1: Selected offences involving a knife or sharp instrument (000s), 2010-2018 (year ending March), England and Wales



Source: House of Commons Library, Knife Crime in England and Wales, November 2018

2.2.2. Police-recorded crime figures can be affected by changes to recording practices, rates of reporting, and police activity. Improvements in recording by local forces are thought to have contributed to some of the rises in recorded crime in recent years.^{19 20}

2.2.3. Nonetheless, the years 2015/16 and 2016/17 saw increases in admissions to hospital for assault by sharp instrument, reversing a declining trend, which began in 2007/8. These rises, totalling 22% since 2014/15, appear to support the view that police-recorded crime figures reflect a real change in the number of knife crimes committed.²¹ Doctors reported that the injuries they were treating were becoming more severe, and that the victims were getting younger and including an increasing number of girls.²²

¹⁷ Centre for Crime and Justice Studies (2018) Young People, Violence and Knives: Revisiting the Evidence and Policy Discussions, London

¹⁸ House of Commons Library (2018) Briefing Paper, Knife Crime in England and Wales, London

¹⁹ Ibid

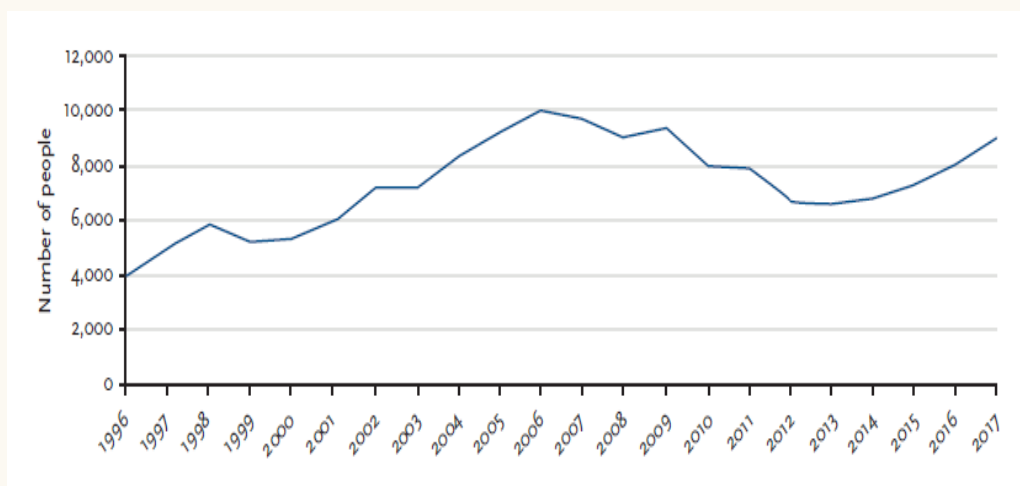
²⁰ Centre for Crime and Justice Studies (2018) Young People, Violence and Knives: Revisiting the Evidence and Policy Discussions, London

²¹ Ibid

²² BBC News (14 March 2019) Ten Charts on the Rise of Knife Crime in England and Wales, online, <https://www.bbc.co.uk/news/uk-42749089>

2.2.4. When analysing crimes involving knife possession only, which resulted in a caution or court conviction, data from the courts database also shows a steady increase from just under 7,000 offences in 2013 to about 8,500 in 2017 (Figure 2 and Appendix 3).²³

Figure 2: Number of people cautioned or found guilty for possession of a knife, England and Wales



Source: Centre for Crime and Justice Studies (2018) *Young People, Violence and Knives: Revisiting the Evidence and Policy Discussions*, London

2.2.5. To summarise, knife crime presents a complex picture which no single source can adequately capture. It appears that levels of knife crime are likely to have risen in recent years - particularly the more serious instances - although part of the increase is due to changes in the way that these crimes are recorded.

Regional variation in knife crime offences

2.2.6. The Office for National Statistics (ONS) reports that knife or sharp instrument offences tend to be concentrated in metropolitan areas. In the year ending December 2018, a third of all crimes involving a knife or sharp instrument occurred in London (167 offences per 100,000 people). The highest rates outside London were in Greater Manchester, West Yorkshire, and West Midlands (129, 118 and 111 offences per 100,000 population respectively). These areas had higher rates than the England and Wales average of 76 offences per 100,000 population. The rate in Kent was lower than the national average, with 50 offences per 100,000 population.²⁴

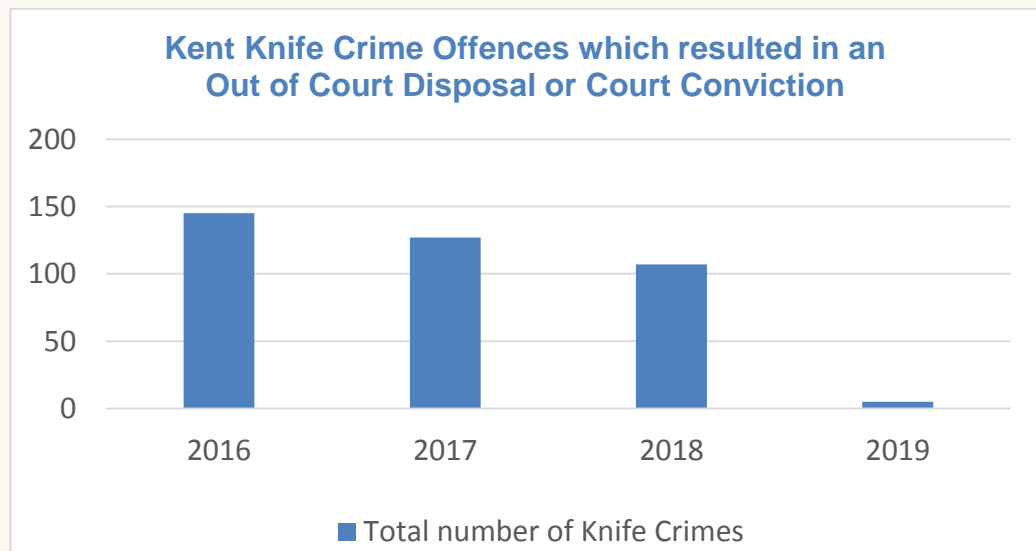
²³ Centre for Crime and Justice Studies (2018) *Young People, Violence and Knives - Revisiting the Evidence and Policy Discussions*, London

2.3. Local trends

2.3.1. Data from the ONS, which was reported by the media, shows that Kent experienced the largest, recent increase of knife and sharp instrument offences in England and Wales recorded by the police. Between April 2010 and September 2018, the number of offences in the county increased by 152%, from 346 to 873.^{25 26} However, as stated above, the *rate* of all crime involving a knife or sharp instrument in Kent was considerably *lower* than the national average, with 50 offences per 100,000 population.²⁷

2.3.2. Youth Offending data shows that the number of knife crime offences in Kent that resulted in an Out of Court Disposal or Court Conviction has gradually declined, from 145 in 2016, to 127 in 2017 and to 107 in 2018 (Figure 3 and Appendix 3).²⁸

Figure 3: Number of knife crime offences which resulted in an Out of Court Disposal or Court Conviction, Kent



Source: Kent County Council, Knife Crime, Youth Offending data, Kent, April 2019

²⁴ Office for National Statistics (2018) Crime in England and Wales: Year Ending December 2018, online, <https://www.ons.gov.uk/peoplepopulationandcommunity/crimeandjustice/bulletins/crimeinenglandandwales/yearendingdecember2018#offences-involving-knives-or-sharp-instruments-are-still-rising-while-firearms-offences-decrease>

²⁵ Office for National Statistics (2018), online, Knife and Sharp Instrument Offences Recorded by the Police for Selected Offences, [Table P5: Knife and sharp instrument offences recorded by the police for selected offences, by police force area, English regions and Wales, percentage change for year ending September 2018 compared with selected periods from year ending March 2011](#)

²⁶ The Guardian (2019) County Lines Drugs Blamed for Kent's Big Rise in Knife Crime, online, <https://www.theguardian.com/uk-news/2019/mar/10/county-lines-drugs-kent-knife-crime-rise-cuts>

²⁷ Office for National Statistics (2018) Crime in England and Wales: Year Ending December 2018, online, <https://www.ons.gov.uk/peoplepopulationandcommunity/crimeandjustice/bulletins/crimeinenglandandwales/yearendingdecember2018#offences-involving-knives-or-sharp-instruments-are-still-rising-while-firearms-offences-decrease>

²⁸ Kent County Council (2019) Youth Offending Data, Kent, April 2019

2.3.3. A study of Kent residents admitted to acute hospitals between April 2014 and November 2018, where a cause of injury was identified as 'assault by a sharp object' (including needles or pieces of glass), found that there were 324 separate admissions involving 314 separate individuals. This equates to around 6 admissions to hospital every month. The majority of victims were males (86.3%), and were under the age of 35, with the greatest number aged between 20 and 24.^{29 30}

²⁹ Kent Public Health Observatory (2019) Assault by Sharp Object: Kent Residents Admitted to an Acute Hospital During the Period April 2014 to 30 November 2018, Maidstone

³⁰ Kent County Council (2019) Knife Crime Select Committee, 17 June 2019

2.4. Explanations for the reported rise in knife crime

- 2.4.1. General explanations for rising knife crime have ranged from police budget cuts, to gang violence and disputes between drug dealers. Anecdotal evidence from the police suggests that young people are now more inclined to carry knives because of growing confidence that they will not be stopped.³¹
- 2.4.2. A more specific reason put forward for the rise in knife crime in Kent is the spillover of violence from county lines – drug dealing that involves urban gangs moving drugs and cash between city hubs and provincial areas.³²
- 2.4.3. The multi-agency Kent and Medway Gangs Strategy 2018-2021 warns of “a steady increase in the number of gangs operating across Kent and Medway – from mostly London-based street gangs venturing into Kent to sell drugs, to the development of local ‘homegrown’ gangs.”³³

Motivations for carrying a knife

- 2.4.4. There are three broad reasons why people carry knives:
- **self-protection** and fear (‘defensive weapon carrying’), particularly for those who have previously been a victim of crime
 - **self-presentation**, particularly for those who want “street credibility” and “respect”
 - **utility** (offensive weapon carrying), particularly for those who use weapons to facilitate other behaviours such as theft, sexual assault, injury and serious harm.^{34 35}

³¹ BBC News (2019) Ten Charts on the Rise of Knife Crime in England and Wales, online, <https://www.bbc.co.uk/news/uk-42749089>

³² The Guardian (2019) County Lines Drugs Blamed for Kent's Big Rise in Knife Crime, online, <https://www.theguardian.com/uk-news/2019/mar/10/county-lines-drugs-kent-knife-crime-rise-cuts>

³³ See the Kent and Medway Gangs Strategy 2018-2021

³⁴ College of Policing (2019) Knife Crime: Evidence Briefing, Coventry

³⁵ Kent County Council (2019) Knife Crime Select Committee, 10 June 2019

Risk factors associated with knife crime

2.4.5. There is some evidence that the following factors may be associated with an increased risk of violence and/or weapon carrying:

- **gender** – males are more likely to commit serious violence and carry weapons
- **age** – self-reported weapon carrying peaks around the age of 15
- **adverse childhood experiences** – including abuse, neglect, parental criminality and/or substance abuse, being taken into care
- **educational attainment** – school exclusion and low attainment.³⁶

2.4.6. Recent analysis of data collected in the UK indicates that there is no statistically significant relationship between ethnicity and weapon carrying.³⁷

³⁶ College of Policing (2019) Knife Crime: Evidence Briefing, Coventry

³⁷ Ibid

2.5. National policies and interventions

2.5.1. Recent national strategies and initiatives to tackle knife crime include the following:

The Offensive Weapons Act 2019

2.5.2. The Offensive Weapons Act 2019 brings in new measures that strengthen the legal response to violent crime. The Act will:

- make it illegal to possess dangerous weapons in private, including “zombie knives”, “death star knives” and knuckledusters
- make it a criminal offence to dispatch bladed products sold online without verifying that the buyer is over 18
- update the definition of “flick knives” to reflect changing weapon designs
- change the legal definition for threatening someone with an offensive weapon to make prosecutions easier.³⁸

2.5.3. Other measures in the Act include:

- a ban on the possession, manufacture and sale of rapid firing rifles and bump stocks, which increase a rifle’s rate of fire
- a ban on the sale of corrosive products to people aged under 18
- making it an offence to possess a corrosive substance in a public place.³⁹

³⁸ Offensive Weapons Act 2019, online, http://www.legislation.gov.uk/ukpga/2019/17/pdfs/ukpga_20190017_en.pdf

³⁹ Ibid

Stiffer sentences

- 2.5.4. Public anxiety about knife crime, legislative changes and firmer guidance for judges and magistrates have led to stiffer sentences, although offenders under 18 are still more likely to be cautioned than imprisoned.⁴⁰
- 2.5.5. The average prison term for those jailed for carrying a knife or other offensive weapon has gone up from almost five months to well over eight months, with 85% serving at least three months, compared with 53% only 10 years ago.⁴¹
- 2.5.6. Sentences for all kinds of violent crime have been getting tougher, particularly for knife crime. The Ministry of Justice records the penalties imposed for those caught carrying knives and other offensive weapons in England and Wales. In the year ending December 2018, 37% of those dealt with were jailed and a further 18% were given a suspended prison sentence. The figures for 2008, when the data was first compiled, were 20% and 9% respectively. Over the same period, there was a steady decline in the use of community sentences, and a sharp drop in cautions, from 30% to 11%.⁴²

The Serious Violence Strategy

- 2.5.7. The Serious Violence Strategy (2018) represents a significant programme of work involving a range of Government departments and partners in the public, voluntary and private sectors. This strategy stresses the importance of early intervention to tackle the root causes of violence and to provide young people with the skills and resilience to lead productive lives free from violence.⁴³
- 2.5.8. The Strategy acknowledges the rise of knife crime across in almost all police forces areas in England and Wales. These increases have been accompanied by a shift towards younger victims and perpetrators.⁴⁴
- 2.5.9. The strategy is based on four key themes: tackling county lines and the misuse of drugs, early intervention and prevention, supporting communities and partnerships, and an effective law enforcement and criminal justice response.⁴⁵

⁴⁰ BBC News (14 March 2019) Ten Charts on the Rise of Knife Crime in England and Wales, online, <https://www.bbc.co.uk/news/uk-42749089>

⁴¹ Ibid

⁴² Ibid

⁴³ HM Government (2018) Serious Violence Strategy, London

⁴⁴ Ibid

⁴⁵ Ibid

2.5.10. Activities set out in the Strategy include:

- the establishment of a new Inter-Ministerial Group to oversee and direct its delivery. This will be chaired by the Home Office and will meet on a quarterly basis. Membership will include Ministers from the Departments for Education, Health and Social Care, Work and Pensions, Housing, Communities and Local Government, DCMS and Justice, as well as the Wales Office and the Attorney General's Office
- the Home Office will also establish a new cross-sector Serious Violence Taskforce which will include key representatives from national and local government, police and crime commissioners and key delivery partners including representatives from health, education and industry
- the testing and evaluation of early interventions aimed at preventing violence
- national events with key sectors, and further engagement with key partners including police and crime commissioners, community safety partnerships, police, local authority and health professionals, and academics.⁴⁶

Youth Endowment Fund

2.5.11. Announced in October 2018 as part of the government's long-term plan to tackle serious violence, this £200 million Fund will provide a 10-year investment to support interventions aimed at steering young people away from becoming involved in violent crime or reoffending.⁴⁷

2.5.12. Successful bidders will need to demonstrate their ability to:

- use sector knowledge and available evidence to identify the best projects to fund
- ensure robust evaluation of the projects, and use this evaluation to build a body of evidence on what works in stopping children and young people from becoming involved in crime and violence
- share this evidence and best practice so that it can inform policy making, academic research and the local commissioning of services

⁴⁶ HM Government (2018) Serious Violence Strategy, London

⁴⁷ Gov.UK (2018) Home Secretary Opens Bidding Process for Youth Endowment Fund, online, <https://www.gov.uk/government/news/home-secretary-opens-bidding-process-for-youth-endowment-fund>

- seek to grow the value of the Fund through attracting further contributions
- administer and manage the Fund as a long-term investment from April 2019.⁴⁸

UK Youth Parliament – Make Your Mark

2.5.13. As the level of knife crime has continued to grow over the last few years, the UK Youth Parliament believed that the issue must be addressed. In the 2018 “Make Your Mark” ballot, over 196,000 young people aged 11-18 from across the UK voted to put an end to knife crime. Members of Youth Parliament voted at the House of Commons to make this the England only campaign for 2019.⁴⁹

⁴⁸ Ibid

⁴⁹ Youth Parliament UK (2019) Action Against Knife Crime, online, <http://www.ukyouthparliament.org.uk/campaign/action-against-knife-crime/>

2.6. Local policies and interventions

2.6.1. There are many local initiatives and strategies that contribute to tackling knife crime in Kent.

The Kent and Medway Gangs Strategy 2018-2021

2.6.2. This is a multi-agency partnership involving organisations including both Kent and Medway’s Community Safety Partnerships, and Safeguarding Children Boards. The strategy’s vision is to “protect and prevent young people from becoming involved with gangs; to tackle gang-related harm and youth violence; and to pursue effective enforcement action to deal with those embroiled in gang activities”.⁵⁰

2.6.3. The Strategy states that the average age of a gang member operating in the county is 15, although much younger children can also be involved – the youngest reported in the county was 10 years old. This highlights the importance of teaching young children about the risks of gangs and gang-related crime early, so they are equipped to act appropriately if the circumstances should arise.⁵¹

2.6.4. Collaborative work has involved organisations and initiatives such as the following:

- In 2016 KCC undertook a review of its youth justice provision and changed the configuration of its service from a criminal justice based model of onward referral and intervention, based primarily on offending behaviour, to an adolescent risk model which recognises and addresses the broader context of adolescent risk – including a greater focus on ensuring that children and young people are engaged in education, training or employment.⁵²
- Kent Police has adapted to meet the demands from the emergence of ‘home grown’ gangs and ‘county lines’ crime. Under the New Horizon model it has formed “Gangs Investigation Teams”, dedicated to tackling gangs in each division. As part of this process a “gangs matrix” has been developed to help identify and map the individuals involved in gang activities and to assess the threat, risk and harm they pose. Kent Police has also recently been restructured to enable the force to better protect the most vulnerable people in the county from crime and exploitation. As part of this reorganisation, 20 Youth Engagement Officers have been recruited to work specifically with young people at risk of abuse and neglect, including through gang involvement.⁵³

⁵⁰ See the Kent and Medway Gangs Strategy 2018-2021

⁵¹ Ibid

⁵² Ibid

⁵³ Ibid

- The Margate Taskforce has achieved notable success in the proactive identification of individuals vulnerable to gang exploitation. This was achieved primarily through the use of peer group analysis, that is by producing a visual network of individuals known to be involved in gangs and employing intelligence from different organisations to map their relationships. This was then used to identify schools that would benefit from awareness-raising sessions on gangs, and individuals who would benefit from a Family Support Panel. In addition, the Taskforce used geo-mapping to assess safeguarding risks by identifying ‘hot spots’ of activity that could then be targeted.⁵⁴
- Medway Community Safety Partnership, in partnership with the Council’s Youth Services and the Woodlands Centre, made a successful bid to the Home Office Knife Crime Fund in 2017. This funding has allowed Medway to pilot early intervention work in schools focusing on negative peer groups, joint enterprise, child sexual exploitation and gang association. It has also enabled the Council to undertake training with professionals to educate and inform its workforce about gangs (including gang recruitment processes e.g. via social media) as well as to run youth engagement work and sports events designed to focus young people on positive activities and to divert them from gang involvement.⁵⁵
- The Integrated Offender Management (IOM) scheme aims to create a coherent framework for partners to manage the adult and young offenders who are committing the most crimes and causing the greatest harm to local communities. The scope of the IOM has recently been expanded to include gang members, which is a positive step.⁵⁶

The Violence Reduction Challenge

2.6.5. When the Government published its national Serious Violence Strategy in 2018, Kent’s Police and Crime Commissioner (PCC) Matthew Scott launched a Violence Reduction Challenge. This is a year-long study working with victims, residents, charities, statutory bodies and others to learn about people’s experiences of violent crime, its causes, and how it can be tackled. A report detailing the findings and recommendations of the VRC should be published shortly.⁵⁷

⁵⁴ Ibid

⁵⁵ Ibid

⁵⁶ Ibid

⁵⁷ Kent Police Crime Commissioner (2019) Violence Reduction Challenge, online, <https://www.kent-pcc.gov.uk/what-we-do/projects-and-campaigns/violence-reduction-challenge/>

2.6.6. The PCC has also created a £1m Violence Reduction Fund to invest in projects which aim to cut violent crime in Kent and Medway, and established a multi-agency task force in Medway to enable partners to work closer together to deal with some of the underlying causes of crime.⁵⁸

Kent Police Campaign - 'Don't let a knife take life'

2.6.7. Kent Police has recently launched the campaign 'Don't let a knife take life' to tackle knife crime and highlight the risks of carrying a knife. The focus of the campaign is prevention. It is delivered through an education and support initiative, which has been designed to assist schools and youth groups to independently talk to students about knife crime. The resource pack includes a class/group discussion exercise, support literature for both students and parents/carers, and posters.⁵⁹

Operation Sceptre in Kent

2.6.8. This campaign, which was designed to support targeted enforcement and raise awareness of knife crime in the country, ran for a week in March 2019.⁶⁰

2.6.9. In Kent, more than 26 weapons including knives, blades, a chainsaw and a baseball bat were recovered by officers on dedicated patrols. Districts such as Canterbury, Dartford and Tunbridge Wells saw proactive weapon sweeps and community engagement events at key locations such as train stations, shopping centres and high streets in partnership with local councils and the British Transport Police (BTP).⁶¹

2.6.10. One of the weapons seized was a large hunting knife found by officers from the Community Policing Team in Medway after they stopped and searched a vehicle in Rochester. Three people were arrested, and suspected class A drugs were seized.⁶²

2.6.11. Following the success of Operation Sceptre, Kent Police announced that it would continue its level of enforcement action targeting knife crime.⁶³

⁵⁸ Kent Police Crime Commissioner (2019) £1m Fund Announced to Tackle Causes of Violent Crime, online, <https://www.kent-pcc.gov.uk/news/2019/03-march/£1m-fund-announced-to-tackle-causes-of-violent-crime/>

⁵⁹ Kent Police (2019) Knife Crime, online, <https://www.kent.police.uk/advice/knife-crime/>

⁶⁰ Kent Police (2019) Robust Stance Against Knife Crime to Continue Following Operation Sceptre Successes, online, <https://www.kent.police.uk/news/policing-news/0319/robust-stance-against-knife-crime-to-continue-foll/>

⁶¹ Ibid

⁶² Ibid

⁶³ Ibid

North Kent and Medway Serious Youth Violence Project

- 2.6.12. KCC and Medway Council, with the support of the Kent and Medway PCC, have secured £1.3m from the Government's Supporting Families Against Youth Crime Fund to help prevent young people becoming involved in gangs and youth violence.^{64 65}
- 2.6.13. The award will enable a partnership of KCC, Medway Council, Kent Police and the Metropolitan Police to deliver a collaborative two-year project to reduce the impact of gang activity in north Kent and Medway and protect children at risk of criminal exploitation.⁶⁶
- 2.6.14. Kent will use the funding to provide support for vulnerable people across the county through peer mentoring and community support workers, linking up services for those who might otherwise become involved in knife crime and gang violence. By educating young people on the dangers of joining a gang, and by providing peer mentors for young people at risk, communities should become more resilient and more able to resist gang involvement.⁶⁷

⁶⁴ Kent County Council (2019) Kent Secures £1.3m to Tackle Gangs and Youth Violence, online, <https://kccmediahub.net/kent-secures-1-3m-to-tackle-gangs-and-youth-violence745>

⁶⁵ Kent County Council (2019) Knife Crime Select Committee, written evidence.

⁶⁶ Kent County Council (2019) Kent Secures £1.3m to Tackle Gangs and Youth Violence, online, <https://kccmediahub.net/kent-secures-1-3m-to-tackle-gangs-and-youth-violence745>

⁶⁷ Ibid

3. Issues and Recommendations

3.1. Introduction

- 3.1.1. **The impact of knife crime on society is significant.** There is a devastating social cost to individuals, families and communities through the loss of life and the trauma of physical and psychological injuries. The economic cost is also substantial; the cost associated with a single homicide is over £3 million, and the average annual cost of a prison place in England and Wales is about £38,000.^{68 69 70 71}
- 3.1.2. During the review the Committee identified recurring themes that form the basis for this report and its recommendations for helping to tackle knife crime. These are the **centrality of multi-agency collaboration, and the importance of prevention and early intervention, while also acting promptly once violence is causing harm.**
- 3.1.3. **Much of the evidence that will be presented in this report, and the range of motivations and risk factors outlined earlier, indicate that knife crime cannot be solved by criminal justice measures alone.** The most effective approaches tend to be multi-agency and multi-faceted, requiring collaboration from different agencies in diagnosing the problem, analysing underlying causes, examining what works and developing solutions.^{72 73}
- 3.1.4. For instance, Kent's proximity to London makes the county particularly susceptible to county lines practice where drug dealers exploit vulnerable young people to traffic drugs into rural areas; while law enforcement and criminal justice mechanisms are key, effective intelligence sharing between different organisations, such as the police, the NHS and schools can ensure more focused and agile responses.⁷⁴
^{75 76}

⁶⁸ HM Government (2018) Serious Violence Strategy, London

⁶⁹ Home Office (2018) The Economic and Social Costs of Crime, second edition, London

⁷⁰ Ministry of Justice (2017) Table 1, Costs per Prison Place and Cost per Prisoner by Individual Prison Establishment 2016 to 2017 tables, London

⁷¹ Prison Reform Trust (2018) Prison: The Facts, Bromley Briefings Summer 2018, London

⁷² College of Policing (2019) Knife Crime: Evidence Briefing, Coventry

⁷³ Kent County Council (2019) Knife Crime Select Committee, 12 June 2019

⁷⁴ HM Government (2018) Serious Violence Strategy, London

⁷⁵ Local Government Association (2018) Public Health Approaches to Reducing Violence, London

⁷⁶ The Street Weapons Commission (2008) The Street Weapons Commission Report, London

- 3.1.5. **Knife crime is not inevitable and is therefore preventable.** Early intervention and preventative programmes aimed at changing norms and values towards violence at a young age have shown promising results.⁷⁷
- 3.1.6. Helping young people to make positive choices, improving their critical thinking skills, and providing role models and support for those who may be at risk of being drawn into crime, can all help to dissuade them from becoming involved in gangs and in committing knife crime offences.^{78 79}
- 3.1.7. In recent years there has been a growing recognition of the value of **public health approaches** to addressing violence. These require collaboration from different agencies in providing a framework which seeks to understand what causes violence and responding with interventions to prevent or reduce it.^{80 81}
- 3.1.8. In Scotland, the development of a public health approach involving the police, social services, youth and community services, offending and probation teams, the NHS and local voluntary organisations, was instrumental in reducing violent crime to a 41-year low in 2017.⁸²
- 3.1.9. While evaluations of this model warn about the challenges associated with simply replicating it elsewhere, the Committee believes that its focus on being evidence-based and collaborative is sound, and that it can strengthen strategies and interventions aimed at tackling knife crime and violence in Kent.
- 3.1.10. **To summarise, there are no quick fixes or single measures that can eliminate knife crime in Kent. An effective response requires co-ordinated action from a wide range of organisations, a focus on prevention and early intervention policies, effective information sharing and an evidence-led methodology.**

⁷⁷ College of Policing (2019) Knife Crime: Evidence Briefing, Coventry

⁷⁸ HM Government (2018) Serious Violence Strategy, London

⁷⁹ Kent and Medway Gangs Strategy 2018-2021: Our Approach to Ending the Criminal Exploitation of Vulnerable Children and Adults by Gangs

⁸⁰ Centre for Crime and Justice Studies (2018) Young People, Violence and Knives - Revisiting the Evidence and Policy Discussions, London

⁸¹ Local Government Association (2018) Public Health Approaches to Reducing Violence, London

⁸² Centre for Crime and Justice Studies (2018) Young People, Violence and Knives - Revisiting the Evidence and Policy Discussions, London

3.2. Multi-agency collaboration

- 3.2.1. As indicated earlier, knife crime is a complex issue that requires collaboration; it cannot be resolved by the criminal justice system alone.
- 3.2.2. Although only a small number of young people in Kent are involved in gangs – less than 1% come into contact with the Criminal Justice System – these have a disproportionately negative influence on wider society because of their anti-social behaviour and crimes.⁸³
- 3.2.3. Not only are gang members more likely to carry knives than non-gang members, and commit knife crimes that are more violent in nature,⁸⁴ but their activities may lead to more young people carrying knives for personal protection – especially those who have become victims of knife violence themselves.⁸⁵
- 3.2.4. Interventions aimed at detecting, deterring and disrupting county line activities are regularly carried out by the British Transport Police.⁸⁶ Also, since April 2019 Kent Police executed more than 70 warrants and arrested over 370 people who were linked to county lines and violence.⁸⁷ However, with profits estimated to be between £2,000 and £3,000 per day, it is of little surprise that county lines operations are appealing and fiercely protected.⁸⁸
- 3.2.5. There is much evidence that, **dealing more effectively with gang crime and violence, and preventing vulnerable children from being coerced into county lines and gang activities, requires pro-active agency collaboration and an agreed set of objectives.**^{89 90 91}
- 3.2.6. Together with individual initiatives - such as Kent Police's New Horizon model and its Gangs Investigation Teams, and KCC's reconfiguration of its youth justice provision from a criminal justice-based model to one where young people at risk are engaged in education, training or employment - there are several partnerships that demonstrate a strong commitment to eradicate gangs and their grooming of vulnerable individuals in Kent.⁹²

⁸³ Kent and Medway Gangs Strategy 2018-2021: Our Approach to Ending the Criminal Exploitation of Vulnerable Children and Adults by Gangs

⁸⁴ Greater London Authority (2017) The London Knife Crime Strategy, London

⁸⁵ Centre for Crime and Justice Studies (2018) Young People, Violence and Knives - Revisiting the Evidence and Policy Discussions, London

⁸⁶ British Transport Police (2018) County Lines Operation Runs Across the South of England, online, http://media.btp.police.uk/r/15436/county_lines_operation_runs_across_the_south_of_e

⁸⁷ Kent County Council (2019) Knife Crime Select Committee, 11 June 2019

⁸⁸ Kent County Council (2019) Knife Crime Select Committee, written evidence.

⁸⁹ Kent County Council (2019) Knife Crime Select Committee, 11 June 2019

⁹⁰ Kent and Medway Gangs Strategy 2018-2021: Our Approach to Ending the Criminal Exploitation of Vulnerable Children and Adults by Gangs

⁹¹ Kent County Council (2019) Knife Crime Select Committee, 11 June 2019

⁹² Kent and Medway Gangs Strategy 2018-2021: Our Approach to Ending the Criminal Exploitation of Vulnerable Children and Adults by Gangs

- 3.2.7. The Kent and Medway Gang Strategy is a commitment between the Safeguarding Children Boards and the Community Safety partnerships of both Kent and Medway to support those affected by gangs. The strategy provides a clear 'statement of intent' and a collective focus on addressing gangs through an agreed set of objectives and outcomes.⁹³
- 3.2.8. The Kent Community Safety Partnership itself - which includes organisations such as KCC, Kent Police, the Kent Fire and Rescue Service, local district councils and Clinical Commissioning Groups - is responsible for tackling issues such as substance misuse, serious and organised crime and anti-social behaviour, as well as safeguarding vulnerable people. The partnership's many initiatives include: the promotion of information sharing through the Safer Community Portal, a recent conference about protecting vulnerable people from serious crime, and several multi-agency operations to tackle vulnerability and violence in the night-time economy.^{94 95}
- 3.2.9. Kent and Medway's Police and Crime Commissioner has set aside a £1million Violence Reduction Fund to support projects which aim to cut violent crime in Kent and Medway. The Fund is one of the recommendations from his lengthy study into the nature, scale and causes of violence in the county.^{96 97}
- 3.2.10. The Margate Task Force is a multi-agency team of staff from 14 different agencies who work together to support the local community.⁹⁸ As indicated earlier, the Taskforce has been particularly successful in identifying individuals vulnerable to gang exploitation by using intelligence from different organisations. This has then been used to deliver awareness raising sessions on gangs, and to target individuals who have benefited from Family Support Panels.⁹⁹

⁹³ Ibid

⁹⁴ Ibid

⁹⁵ Kent County Council (2019) Knife Crime Select Committee, 10 June 2019

⁹⁶ Kent Police Crime Commissioner (2019) Violence Reduction Challenge, online, <https://www.kent-pcc.gov.uk/what-we-do/projects-and-campaigns/violence-reduction-challenge/>

⁹⁷ Kent Police Crime Commissioner (2019) £1m Fund Announced to Tackle Causes of Violent Crime, online, <https://www.kent-pcc.gov.uk/news/2019/03-march/£1m-fund-announced-to-tackle-causes-of-violent-crime/>

⁹⁸ Educational Life CIC (2018) Margate Taskforce Win Service Champion Team Award, online, <http://educational-life.org/margate-task-force-win-service-champion-team-award/>

⁹⁹ Kent and Medway Gangs Strategy 2018-2021: Our Approach to Ending the Criminal Exploitation of Vulnerable Children and Adults by Gangs

- 3.2.11. A key task of the new two-year North Kent and Medway project, which is supported by the Supporting Families Against Youth Crime Fund, will be to devise and develop a multi-agency approach for tackling Serious Youth Violence and Child Criminal Exploitation in Kent and Medway. The project will involve organisations such as Kent Police, the Metropolitan Police and KCC's Youth Justice Service, Youth Provision and the new Adolescent Service.¹⁰⁰
- 3.2.12. This initiative will be informed by evaluations of the projects' interventions as well as by national good practice. Staff will be employed to drive partnership working and to ensure the implementation and monitoring of activities such as the effective sharing of information in relation to county lines.¹⁰¹
- 3.2.13. Despite the strong commitment to multi-agency collaboration in tackling gangs' activities and knife crime in the county, **much of the evidence submitted to the Committee indicates a pressing need for stronger data recording, analysis and sharing processes.**^{102 103 104 105}
- 3.2.14. There are examples of effective and proactive intelligence sharing in the county. Kent Community Wardens contribute to KCC's response to serious violence through their trusted role and relationship with the community, and this in turn enables them to identify warning signs and share intelligence. There have been a number of instances where information related to knife possession was given to the local Community Warden who then reported it to the police.¹⁰⁶
- 3.2.15. One particular Warden is looking to set up a project with a local charity that supports anti-knife crime initiatives, where local shops and other businesses offer a 'safe haven' for young people who might feel unsafe or threatened. This initiative is aligned with the Serious Violence Strategy, which stresses the importance of prevention activities to reduce crime and improve health and educational outcomes. The local Community Safety Unit is considering whether it can support and fund the project.¹⁰⁷

¹⁰⁰ Kent County Council (2019) Knife Crime Select Committee, written evidence

¹⁰¹ Ibid

¹⁰² Kent and Medway Gangs Strategy 2018-2021: Our Approach to Ending the Criminal Exploitation of Vulnerable Children and Adults by Gangs

¹⁰³ Kent County Council (2019) Knife Crime Select Committee, 17 June 2019

¹⁰⁴ Kent County Council (2019) Knife Crime Select Committee, 11 June 2019

¹⁰⁵ Kent County Council (2019) Knife Crime Select Committee, 12 June 2019

¹⁰⁶ Kent County Council (2019) Knife Crime Select Committee, written evidence

¹⁰⁷ Ibid

- 3.2.16. In addition, Community Wardens have established the ‘Street Life’ project in a local library, whose objective is to inform residents of issues that may affect the local community, such as knife crime, drug and gang culture. The Wardens are holding drop-in sessions where they will provide advice and support.¹⁰⁸
- 3.2.17. Nonetheless, more can be done to ensure that intelligence sharing helps to build a comprehensive picture of gang activities in the county, and to undertaking timely and targeted early interventions.¹⁰⁹
- 3.2.18. By resolving some governance and logistic issues, data from organisations such as the police, hospitals’ emergency and admissions departments, substance misuse services and schools (with regard to exclusions) could be collated and shared more effectively and efficiently to gain a local-level understanding of the impact of violence on the population, which groups and communities are most at risk, what types of interventions are needed, and how effective those interventions are at preventing violence.^{110 111 112 113}
- 3.2.19. More efficient intelligence sharing is also key to promoting more agile responses to county lines, whose model is very nimble and can change its operations very rapidly.¹¹⁴
- 3.2.20. The Committee identified two approaches that can promote stronger and more coordinated intelligence sharing and the reduction of knife crime and violence in Kent.
- 3.2.21. The first is the **public health approach** to reducing violence. This multi-agency approach depends on gaining an understanding of violence through evidence and of responding to the problem through carefully designed interventions. It recognises, for example, that emergency department and hospital admissions data can give a more accurate picture of some kinds of violence than police records alone. By developing systems that consistently collect the most useful types of data, and sharing it effectively between relevant agencies, interventions can be designed and targeted to maximise their impact.¹¹⁵ As already pointed out, the development of a public health approach in Scotland was central to reducing violent crime to a 41-year low in 2017.¹¹⁶

¹⁰⁸ Kent County Council (2019) Knife Crime Select Committee, written evidence

¹⁰⁹ Kent and Medway Gangs Strategy 2018-2021: Our Approach to Ending the Criminal Exploitation of Vulnerable Children and Adults by Gangs

¹¹⁰ Kent County Council (2019) Knife Crime Select Committee, 17 June 2019

¹¹¹ Kent and Medway Gangs Strategy 2018-2021: Our Approach to Ending the Criminal Exploitation of Vulnerable Children and Adults by Gangs

¹¹² Kent County Council (2019) Knife Crime Select Committee, 11 June 2019

¹¹³ Local Government Association (2018) Public Health Approaches to Reducing Violence, London

¹¹⁴ Kent County Council (2019) Knife Crime Select Committee, 11 June 2019

¹¹⁵ Local Government Association (2018) Public Health Approaches to Reducing Violence, London

¹¹⁶ Centre for Crime and Justice Studies (2018) Young People, Violence and Knives - Revisiting the Evidence and Policy Discussions, London

- 3.2.22. The second is the establishment of a **multi-agency, operational group** which includes all the relevant, key organisations and whose remit is to ensure the implementation and delivery of strategic objectives. Good practice evidence from Essex County Council showed that the setting up of a Violence and Vulnerability Operations Board, with an ad hoc Violence and Vulnerability Unit tasked with implementing strategic objectives, was key to their success in addressing violence and vulnerability.¹¹⁷
- 3.2.23. Having considered all the above issues, the Committee recommends the following.

Recommendation 1

KCC should work with partner organisations to establish a multi-disciplinary, operational group which includes all the relevant, key agencies and whose remit is to ensure the implementation and delivery of strategic objectives to address knife crime and violence through a public health approach. A task that should be given priority is the development of a more efficient and effective information-sharing mechanism to build a more comprehensive picture of gang activities in the county, so that more timely and targeted early interventions can be undertaken.

¹¹⁷ Kent County Council (2019) Knife Crime Select Committee, 11 June 2019

3.3. School exclusions

- 3.3.1. As well as the need for more effective information sharing about school exclusions, the Committee heard that the number of exclusions has risen recently, and that excluded pupils are more likely to become victims and perpetrators of violence and to carry weapons.
- 3.3.2. Between 2006/7 and 2012/13 the number of permanent exclusions in England reduced by nearly half, but it has risen by 40% over the past three years. In 2015/16, 6,685 pupils were permanently excluded from school. In the same year there were 339,360 fixed period exclusions.¹¹⁸
- 3.3.3. A permanent exclusion is a relatively rare event; 0.1% of the 8 million children in schools in England were permanently excluded in 2016/17. However, this still means an average of 40 every day. A further average of 2,000 pupils are excluded for a fixed period each day.¹¹⁹
- 3.3.4. While accepting that the impact of poor behaviour on teachers and pupils is profound and should not be tolerated, and that exclusion is an important component of effective behaviour management in schools, the outcomes for excluded children are often poor.¹²⁰
- 3.3.5. In 2015/16 only 7% of children who were permanently excluded, and 18% of children who received multiple fixed period exclusions, achieved good passes in English and maths GCSEs - qualifications that are often essential to succeeding in adult life.¹²¹
- 3.3.6. **Although there is no clear evidence that formal exclusion is a direct cause of a child becoming involved with crime, there appears to be a correlation.** A study found that 63% of prisoners had been temporarily excluded from school, and 42% had been permanently excluded.¹²²
- 3.3.7. In 2014, 23% of young offenders sentenced to less than 12 months in custody, and 16% of those sentenced to 12 months or longer, had been permanently excluded from school prior to their sentence date.¹²³

¹¹⁸ House of Commons Education Committee (2018) *Forgotten Children: Alternative Provision and the Scandal of Ever-Increasing Exclusions*, Fifth Report of Session 2017–19, London

¹¹⁹ Gov.UK (2019) *Timpson Review of School Exclusion*, online, <https://www.gov.uk/government/consultations/school-exclusions-review-call-for-evidence>

¹²⁰ Ibid

¹²¹ Ibid

¹²² Ministry of Justice (2014) *Prisoners' Childhood and Family Backgrounds: Results from the Surveying Prisoner Crime Reduction (SPCR) Longitudinal Cohort Study of Prisoners*

¹²³ Department for Education and Ministry of Justice (2016) *Understanding the Educational Background of Young Offenders: Full Report*, London

3.3.8. The Children’s Commissioner (2019) reports that gang-associated children aged 5-15 are 5 times more likely to have had a permanent exclusion in their previous academic year.¹²⁴ The Committee received evidence that **it is very challenging to re-engage with young people who have been excluded from school, and to extricate them from gangs once they are involved.**^{125 126}

3.3.9. There are many examples of good practice in schools across the country to prevent exclusions. These range from the establishment of on-site units staffed by experienced teachers and support staff who give respite to classroom teachers and are skilled at intervening to address poor behaviour, to schools that help others to deliver appropriate interventions. This includes running transition programmes for children who may struggle with the move from primary to secondary school, or commissioning alternative provision to re-engage children in their education, based on activities that spark their interest.¹²⁷ Evidence submitted to the Committee praised the work undertaken by local schools with the support of KCC’s PRU, Inclusion and Attendance Service to maintain the focus on inclusion in Kent.¹²⁸

3.3.10. Nonetheless, the Committee believes that more can be done to support schools to manage poor behaviour and reduce exclusions. The Committee shares the views expressed in the Timpson Review, that **while it is incorrect to suggest that exclusion of any kind causes crime, or that preventing the use of exclusion would, by itself, prevent crime, it should be recognised that school exclusion is one indicator of a higher risk of exposure to, and involvement in, crime.**¹²⁹

3.3.11. The Committee therefore makes the following recommendation.

Recommendation 2

KCC’s Cabinet Member for Children, Young People and Education should write to the Secretary of State for Education, on behalf of the Select Committee, and urge him to update statutory guidance to schools to help them manage pupils’ poor behaviour and reduce exclusions.

¹²⁴ Children’s Commissioner (2019) Keeping Kids Safe: Improving Safeguarding Responses to Gang Violence and Criminal Exploitation, London.

¹²⁵ Kent County Council (2019) Knife Crime Select Committee, 12 June 2019

¹²⁶ Children’s Commissioner (2019) Keeping Kids Safe: Improving Safeguarding Responses to Gang Violence and Criminal Exploitation, London.

¹²⁷ Gov.UK (2019) Timpson Review of School Exclusion, online, <https://www.gov.uk/government/consultations/school-exclusions-review-call-for-evidence>

¹²⁸ Kent County Council (2019) Knife Crime Select Committee, 12 June 2019

¹²⁹ Gov.UK (2019) Timpson Review of School Exclusion, online, <https://www.gov.uk/government/consultations/school-exclusions-review-call-for-evidence>

3.4. Raising children's awareness

- 3.4.1. Education, at its most effective, can change attitudes and transform lives. There is a good deal of evidence that education must be central to any long-term strategy to tackle knife crime and violence. While parental guidance is invaluable, developing early intervention programmes in collaboration with schools to help raise awareness of knife crime, gangs and violence amongst young people, appears to be crucial.
- 3.4.2. **A wide variety of sources, including young people, schools and the police, argued that one of the most effective ways of dealing with knife crime in Kent was through prevention and awareness raising amongst young people.**^{130 131 132 133}
- 3.4.3. For instance, in January 2019 the UK Youth Parliament launched the campaign, 'Action Against Knife Crime', which called for a significant reduction in knife crime across the UK. In the UK Youth Parliament's "Make Your Mark" ballot 1.1 million young people declared knife crime a top concern.¹³⁴
- 3.4.4. The anti-knife crime campaign sought to highlight the prevalence of knife crime - which claimed the lives of 37 children and young people in England & Wales in 2018 - and demanded that the Government combat violence through education in schools and community groups.¹³⁵
- 3.4.5. Contributors to the review pointed out to the Committee that there are a number of key messages that have to be conveyed in the awareness-raising sessions. One is that **resorting to knives and violence is neither "normal" nor acceptable.**
- 3.4.6. The cultural context in which young people live – the music they listen to, the films they watch, the video games and sports they play – are all important in articulating values, defining what is fashionable and legitimising social norms.¹³⁶

¹³⁰ Kent County Council (2019) Knife Crime Select Committee, written evidence

¹³¹ Kent County Council (2019) Knife Crime Select Committee, 11 June 2019

¹³² Kent County Council (2019) Knife Crime Select Committee, written evidence

¹³³ Kent County Council (2019) Knife Crime Select Committee, 12 June 2019

¹³⁴ Youth Parliament UK (2019) UK Youth Parliament Launch "Action Against Knife Crime", online, <http://www.ukyouthparliament.org.uk/2019/news/uk-youth-parliament-launch-action-against-knife-crime/>

¹³⁵ Ibid

¹³⁶ The Street Weapons Commission (2008) The Street Weapons Commission Report, London

- 3.4.7. While the impact that these cultural factors have on encouraging violence, desensitising empathy and legitimising anti-social behaviour is contested,^{137 138 139} there have been cases of serious violence associated with confrontational music videos. Such videos were cited by some young people as continuing to normalise and incite violent behaviour.¹⁴⁰
- 3.4.8. The House of Commons Home Affairs Committee on Knife Crime (2008) reported a study which found that children who grew up in a violent environment were more likely to imitate media violence than those who did not. The study also estimated that media violence contributed to about 10% of a person's predisposition to be violent, and argued that it was possible to reduce violence by 10% by being more responsible in the way violence was portrayed.¹⁴¹
- 3.4.9. Although the effects of violent media are debatable, the Committee believes that a good education-based approach should challenge their legitimisation of knife crime and violence.
- 3.4.10. Another message that should be conveyed is that **carrying a knife, even just for self-protection, can lead to devastating consequences.**
- 3.4.11. Some young people carry a knife to portray themselves as fearless and to convey a 'hard' image. Others - especially those who have been victims of crime - carry knives because they believe that this will protect them from those who carry knives.^{142 143 144}
- 3.4.12. It is suggested that it is important to challenge the perception that knife crime and violence are more widespread than they are in reality.¹⁴⁵ It is even claimed that changes in police recording practices are a key factor behind the apparent increase in knife crime, and that it is possible that neither fewer nor greater numbers of people are in fact carrying knives, but that they are simply feeling the need to use them more often, or in more harmful ways.¹⁴⁶
- 3.4.13. Yet, it is crucial to make young people aware that the consequences of being involved in knife crime, even indirectly, can be disastrous.

¹³⁷ Ibid

¹³⁸ Kent County Council (2019) Knife Crime Select Committee, 12 June 2019

¹³⁹ Kent County Council (2019) Knife Crime Select Committee, 12 June 2019

¹⁴⁰ Greater London Authority (2017) The London Knife Crime Strategy, London

¹⁴¹ House of Commons Home Affairs Committee on Knife Crime (2009) Seventh Report of Session 2008-09, London

¹⁴² HM Government (2018) Serious Violence Strategy, London

¹⁴³ College of Policing (2019) Knife Crime: Evidence Briefing, Coventry

¹⁴⁴ Kent County Council (2019) Knife Crime Select Committee, written evidence

¹⁴⁵ Kent County Council (2019) Knife Crime Select Committee, written evidence

¹⁴⁶ Centre for Crime and Justice Studies (2018) Young People, Violence and Knives - Revisiting the Evidence and Policy Discussions, London

- 3.4.14. If a young person is caught with a knife at school, they run a risk of being permanently excluded, as well as receiving a criminal record; this could limit their career options, holiday destinations and relationships with family and friends. If a young person stabs someone, they could be imprisoned for life, regardless of whether or not it leads to a fatality.¹⁴⁷
- 3.4.15. The Committee heard poignant evidence from a prisoner who had been in jail since 2008, when he was 16, because he was found guilty of “joint enterprise” – being only indirectly involved in a knife crime murder, but doing nothing to stop it.¹⁴⁸
- 3.4.16. Finally, **young people should be warned about the consequences of being involved in gangs and county lines, and about the fact that it is very hard to extricate themselves once in a gang.**
- 3.4.17. As the Children’s Commissioner (2019) explains, criminal gangs operating in this country are complex and ruthless organisations which use sophisticated techniques to groom children and chilling levels of violence to keep them compliant. They tend to target marginalised children with multiple interlinked vulnerabilities both at individual level - such as mental health or special educational needs - and at family level - such as abuse and neglect.¹⁴⁹
- 3.4.18. Once a young person is involved in a gang, removing them is very difficult. While gangs may initially entice them with money and bribes, they then use threats, violence and intimidation to keep young people under their control.¹⁵⁰
- 3.4.19. It is estimated that there currently are about 27,000 young people in England who identify as gang members. This figure does not include those who are being groomed and exploited by gangs but who would not identify as gang members.¹⁵¹
- 3.4.20. Together with the importance of conveying clear facts about knife crime and its consequences, **the Committee also heard about the necessity of delivering this information to young people from an early age.**

¹⁴⁷ Kent Police – A Parents and Carers’ Guide to Knife Crime, online, https://www.kelsi.org.uk/_data/assets/pdf_file/0009/96075/A-parents-and-carers-guide-to-knife-crime-leaflet.pdf

¹⁴⁸ Kent County Council (2019) Knife Crime Select Committee, 11 June 2019

¹⁴⁹ Children’s Commissioner (2019) Keeping Kids Safe: Improving Safeguarding Responses to Gang Violence and Criminal Exploitation, London.

¹⁵⁰ Ibid

¹⁵¹ Ibid

- 3.4.21. The College of Policing (2019) says that programmes aimed at changing norms and values towards violence at a young age have shown promising results, and that in the UK these programmes are often aimed at children aged between 8 and 13.¹⁵²
- 3.4.22. Other sources of evidence support this view. As already mentioned, children as young as 12 are exploited or moved by gangs to courier drugs out of their local area.^{153 154} The youngest person reported to operate in a gang in Kent was only 10 years old.¹⁵⁵
- 3.4.23. It is also pointed out that children – especially the most vulnerable ones - can be particularly exposed to grooming during their transition to secondary school, when the limited number of close relationships at primary school may be replaced by briefer relationships at secondary school.¹⁵⁶
- 3.4.24. Both the Kent Association of Headteachers and representatives of Kent Police advised that effective educational activities aimed at tackling knife crime should begin in primary school, in academic Years 5 and 6, before the move to secondary school, and that PSHE lessons would be an appropriate forum.^{157 158}
- 3.4.25. **The importance of providing widespread, consistent, balanced and robust training** was also stressed to the Committee.
- 3.4.26. It appears that the level of engagement of Kent schools in tackling knife crime across the county is varied. The Kent Association of Headteachers said that some primary schools were more reluctant than others to be involved.¹⁵⁹ Representatives of Kent Police pointed out that academies generally posed a greater risk of children moving into gang-related crime and knife crime than Local Authority schools, as it was often harder to engage with them to tackle the issue.¹⁶⁰

¹⁵² College of Policing (2019) Knife Crime: Evidence Briefing, Coventry

¹⁵³ Ibid

¹⁵⁴ Kent County Council (2019) Knife Crime Select Committee, 11 June 2019

¹⁵⁵ Kent and Medway Gangs Strategy 2018-2021: Our Approach to Ending the Criminal Exploitation of Vulnerable Children and Adults by Gangs

¹⁵⁶ Children's Commissioner (2019) Keeping Kids Safe: Improving Safeguarding Responses to Gang Violence and Criminal Exploitation, London.

¹⁵⁷ Kent County Council (2019) Knife Crime Select Committee, 11 June 2019

¹⁵⁸ Kent County Council (2019) Knife Crime Select Committee, written evidence

¹⁵⁹ Kent County Council (2019) Knife Crime Select Committee, written evidence

¹⁶⁰ Kent County Council (2019) Knife Crime Select Committee, 11 June 2019

- 3.4.27. While there are different ways in which schools can educate children on the dangers of knife crime – for example through the delivery of core subjects, assemblies and tutorials – and while some schools may favour the use of outside agencies to deliver this training, concerns were raised about the consistency and robustness of the information provided. The need for a more standardised programme was recommended.^{161 162}
- 3.4.28. These reservations are echoed by Ofsted. The London-based research project Safeguarding Children and Young People in Education from Knife Crime (2019) warns that schools should monitor knife crime awareness activities carefully to ensure they have the desired impact, as doubts were raised about the quality of some externally commissioned work.¹⁶³ As one school leader put it, “you get a very different experience depending on who is delivering. Some sensationalise and don’t set the tone we want. You just can’t tell what the quality will be like...”¹⁶⁴
- 3.4.29. The Committee is aware of the good practice work carried out by the Scottish Violence Reduction Unit, where collaboration between the police and education authorities resulted in a standardised, preventative educational programme to tackle violence and offences such as knife crime.¹⁶⁵
- 3.4.30. The Committee believes that KCC should therefore review all the training on knife crime and violence that is currently delivered in Kent schools, to assess the extent to which it is informative, consistent, and balanced. This evaluation should clarify whether KCC needs to promote and commission the delivery of a high-quality, standardised programme. The Education Safeguarding Service, for instance, already provides training to several local schools on a range of related topics such as gang-related crime and the use of weapons, and could potentially be involved in the development and delivery of such a programme.¹⁶⁶

¹⁶¹ Kent County Council (2019) Knife Crime Select Committee, 10 June 2019

¹⁶² Kent County Council (2019) Knife Crime Select Committee, 11 June 2019

¹⁶³ Ofsted (2019) Safeguarding Children and Young People in Education from Knife Crime: Lessons from London, Manchester

¹⁶⁴ Ibid

¹⁶⁵ Kent County Council (2019) Knife Crime Select Committee, 11 June 2019

¹⁶⁶ Kent County Council (2019) Knife Crime Select Committee, 11 June 2019

- 3.4.31. The Committee also believes that, no matter how they decide to do it, *all* Kent schools should be encouraged to deliver high-quality knife crime training, from primary school (Year 5 and Year 6) to all types of secondary school.

Recommendation 3

KCC should review all the training on knife crime and violence that is currently delivered in Kent schools to assess the extent to which it is informative, consistent and balanced. This evaluation should clarify whether KCC needs to promote and commission the delivery of a high-quality, standardised programme.

Recommendation 4

KCC's Cabinet Member for Children, Young People and Education should write to all Kent schools to encourage them to deliver high-quality training on the dangers associated with knife crime, from primary school (Year 5 and Year 6) to all types of secondary school.

3.5. Long-term mentoring

3.5.1. While preventative educational programmes are crucial in raising awareness of knife crime, gangs and violence amongst young people, they may be less effective for those who are already involved in serious violence and criminality.¹⁶⁷

3.5.2. **There is a good deal of evidence that many young people involved in gangs and criminal activities are vulnerable victims, as well as perpetrators.**^{168 169 170} The links between traumatic experiences – such as adverse childhood environments and childhood maltreatment - and criminal behaviour are widely evidenced.¹⁷¹ These young people often need support to build the resilience necessary to extricate themselves from criminality and turn their lives around.¹⁷² To make positive changes mentors, role models and trusting relationships appear to be essential.^{173 174 175}

3.5.3. Since 2013 an increasing number of knife and offensive weapon possession offenses have resulted in a sentence of immediate custody. A prison sentence is now by far the most common mechanism used for dealing with these offences.¹⁷⁶

3.5.4. Yet, as the College of Policing indicates, enforcement interventions such as “stop and search” and sentencing should be used carefully. Despite recent changes to sentencing guidelines for knife offences, which aimed to deter would-be offenders by increasing the severity of sentences, 72% of those convicted for knife and offensive weapons offences in the year ending March 2018 were first-time knife and weapons offenders. For juveniles (10–18 years), prison alone has been found to lead to significantly higher rates of re-offending, compared to non-custodial sanctions such as community supervision with victim reparation, and community surveillance and aftercare.¹⁷⁷

¹⁶⁷ Kent County Council (2019) Knife Crime Select Committee, written evidence

¹⁶⁸ Centre for Crime and Justice Studies (2018) Young People, Violence and Knives - Revisiting the Evidence and Policy Discussions, London

¹⁶⁹ Kent County Council (2019) Knife Crime Select Committee, written evidence

¹⁷⁰ Kent County Council (2019) Knife Crime Select Committee, 10 June 2019

¹⁷¹ Centre for Crime and Justice Studies (2018) Young People, Violence and Knives - Revisiting the Evidence and Policy Discussions, London

¹⁷² Kent and Medway Gangs Strategy 2018-2021: Our Approach to Ending the Criminal Exploitation of Vulnerable Children and Adults by Gangs

¹⁷³ Kent County Council (2019) Knife Crime Select Committee, written evidence

¹⁷⁴ Kent County Council (2019) Knife Crime Select Committee, 12 June 2019

¹⁷⁵ Kent County Council (2019) Knife Crime Select Committee, 11 June 2019

¹⁷⁶ Centre for Crime and Justice Studies (2018) Young People, Violence and Knives - Revisiting the Evidence and Policy Discussions, London

¹⁷⁷ College of Policing (2019) Knife Crime: Evidence Briefing, Coventry

- 3.5.5. Whilst the evidence suggests that mentoring can have beneficial effects, programmes vary substantially; on the whole, knowledge about the most effective approaches is limited and predominantly USA-based.¹⁷⁸
- 3.5.6. Nonetheless, **mentoring over the longer term appears to be the most successful way of mentoring young people** and of reducing re-offending, particularly for those going through adolescence.^{179 180} Indeed, there is some evidence that short-term mentoring relationships, lasting less than 3 months, may even have detrimental effects on the self-worth and perceived academic competence of particularly at-risk youngsters.¹⁸¹
- 3.5.7. It is also suggested that the voluntary sector can be well placed to work with young people at risk, as interventions can be most effective when voluntary groups are rooted in the communities they serve and have a long-term commitment.¹⁸²
- 3.5.8. Finally, there is some evidence that cultural competence and the use of a trauma-informed approach can be invaluable. The evaluation of a local project that assessed the ability of interventions to disengage young people from county lines activities, found that a key success factor was the ‘lived experience’ of caseworkers, which gave them credibility with children and enabled relationships of trust and mutual respect to be established. Caseworkers’ expertise in contextual safeguarding and a trauma-informed approach were also found to be vital.¹⁸³
- 3.5.9. Kent Police calculated that the project made savings of over £270,000 in 7 months from the steep drop in missing episodes alone, and commented that the expansion of this service could significantly reduce time and costs further.¹⁸⁴
- 3.5.10. The Committee is aware of the excellent work already carried out by KCC services in this area. Youth Offending data shows that the rate of young first-time entrants to the Youth Justice System has gradually decreased in the last few years, and is currently lower than the national average (Figure 4).

¹⁷⁸ Home Office (2015) What Works to Prevent Gang Involvement, Youth Violence and Crime; A Rapid Review of Interventions Delivered in the UK and Abroad, London

¹⁷⁹ Kent County Council (2019) Knife Crime Select Committee, 10 June 2019

¹⁸⁰ Kent County Council (2019) Knife Crime Select Committee, 10 June 2019

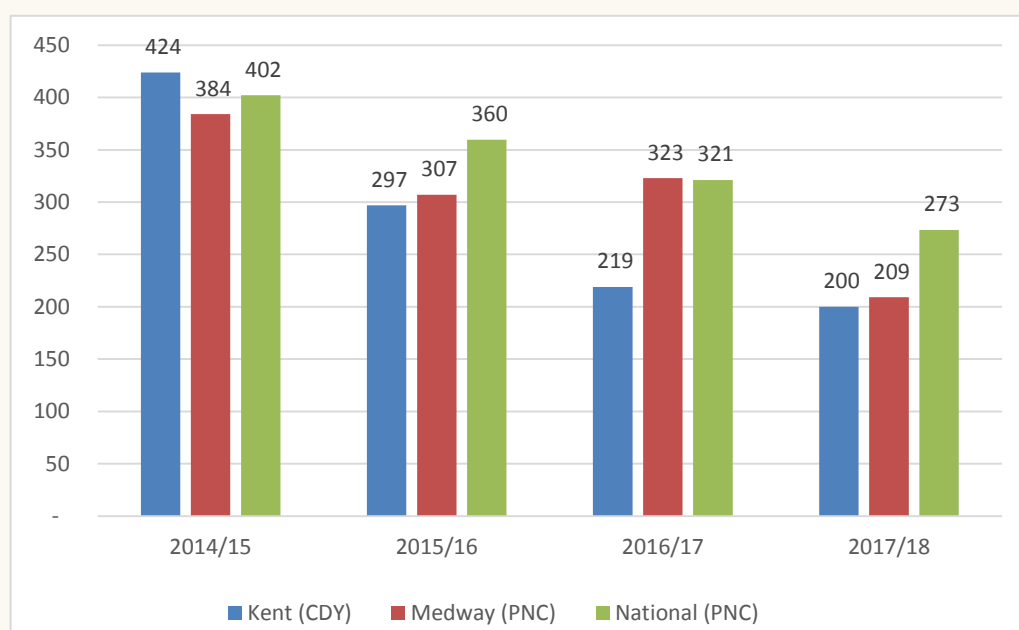
¹⁸¹ Home Office (2015) What Works to Prevent Gang Involvement, Youth Violence and Crime; A Rapid Review of Interventions Delivered in the UK and Abroad, London

¹⁸² The Street Weapons Commission (2008) The Street Weapons Commission Report, London

¹⁸³ Hudek, J. (2018) Evaluation of County Lines Pilot Project, JH Consulting, St. Giles Trust, Missing People

¹⁸⁴ Ibid

Figure 4: Kent, Medway and National rate of First Time Entrants to the Youth Justice System (per 100,000 of the 10-17 year-old population)



Source: Kent County Council, Knife Crime Select Committee, 10 June 2019

3.5.11. The youth re-offending rate is also lower in Kent than the national average: between July 2016 and June 2017 it was 33.8% in Kent, compared to 40.1% in England and Wales. The number of knife crime offences which resulted in an Out of Court Disposal or Court Conviction in Kent fell from 146 in 2016 to 107 in 2018.¹⁸⁵

3.5.12. There is a determination in KCC to continue to provide high-quality support by the use of interventions that have been shown to be particularly effective. For instance, the most recent Kent Youth Justice workforce development plan focuses on areas identified by research as having a significant and positive impact on re-offending by young people, such as “desistance” training – that is, the process of abstaining from crime by those who had previously engaged in a sustained pattern of offending - and trauma-informed assessment and support.¹⁸⁶

¹⁸⁵ Kent County Council (2019) Knife Crime Select Committee, 10 June 2019

¹⁸⁶ Kent County Council (2019) Knife Crime Select Committee, written evidence

- 3.5.13. In addition, part of the recently allocated Supporting Families Against Youth Crime Fund will be used to support the recruitment and training of mentors from the voluntary sector to support young people who are at risk of serious violence and criminal exploitation. Their remit will include: developing young people’s personal resistance to peer pressure and their ability to make positive choices; reducing gang and youth crime by intervening early and raising awareness of the dangers of gangs; working with parents/carers, and the local workforce, so that they have a better understanding of the dangers of gang crime.¹⁸⁷
- 3.5.14. The Committee believes that, while it is important to tackle knife crime through preventative measures and awareness raising, it is also crucial to act when violence is already causing harm. There is clearly a key role for enforcement interventions, but it is also important to acknowledge that many of the young people who are involved in knife crime and violence are also victims who need support and guidance.
- 3.5.15. Long-term mentoring, underpinned by a public health approach that focuses on trauma-informed practices and systematic evaluations to determine what works best, should be a central part of this process and should be promoted and developed further.
- 3.5.16. The Committee recommends that KCC should conduct a feasibility study to evaluate the effectiveness of a scheme involving the recruitment and training of volunteers – ideally individuals with cultural competence and “live experience” - to provide long-term mentoring to young people at risk of offending. The outcomes of this evaluation should inform the extent to which long-term mentoring initiatives should be further promoted. Existing mentoring projects could provide an opportunity to include evaluations of long-term mentoring approaches that focus on the adoption of public health methods.

Recommendation 5

KCC’s Children, Young People and Education Directorate should conduct a feasibility study to evaluate the effectiveness of a scheme involving the recruitment and training of volunteers to provide long-term mentoring for young people at risk of offending.

¹⁸⁷ Kent County Council (2019) Knife Crime Select Committee, written evidence

3.6. Trading Standards

- 3.6.1. Alongside intelligence sharing, early interventions to raise awareness of knife crime, and support for those already involved in criminality, it is also crucial to monitor and restrict the availability of knives.
- 3.6.2. While tackling the availability of knives is only one part of preventing knife crime, clamping down on illegal sales may deter those who carry without intention to commit violence and those who seek to carry certain kinds of illegal knives as a status symbol.
- 3.6.3. The types of weapons found by the police through stop and search and weapons sweeps illustrate the scale of harm that can be inflicted. Combat knives, hunting knives, ‘zombie killer’ knives, flick knives and samurai swords are all designed to cause serious injury, although more common household items such as kitchen knives and screwdrivers can also be very dangerous.^{188 189}
- 3.6.4. Indeed, one of the main reasons why knives account for a high proportion of weapon-related crime is their ease of availability and disposal, compared with guns for example.^{190 191 192}
- 3.6.5. There have been several national initiatives to control and limit the sale of knives. The recent Offensive Weapons Act (2019), for instance, makes it illegal to possess dangerous weapons in private, including “zombie knives”, “death star knives” and knuckledusters. It also makes it a criminal offence to dispatch bladed products sold online without verifying that the buyer is over 18.¹⁹³
- 3.6.6. Also, the Government has worked closely with retailers to prevent the sale of knives to young people under the age of 18. In March 2018, 18 major retailers committed to having robust measures to check age verification, ensure appropriate display and packaging, and control the access to knives in stores. Tesco, eBay UK, Lidl UK, Amazon UK, Wilko, Argos, Asda, Poundland, Morrisons, Sainsbury’s, John Lewis, Waitrose, Boots, Co-op, B&Q, Aldi UK, TKMaxx and Debenhams all signed up to these principles.¹⁹⁴

¹⁸⁸ Greater London Authority (2017) The London Knife Crime Strategy, London

¹⁸⁹ House of Commons Home Affairs Committee on Knife Crime (2009) Seventh Report of Session 2008-09, London

¹⁹⁰ Ibid

¹⁹¹ Kent County Council (2019) Knife Crime Select Committee, 10 June 2019

¹⁹² Kent County Council (2019) Knife Crime Select Committee, written evidence

¹⁹³ Legislation.Gov.UK (2019) Offensive Weapons Act 2019, online,

<http://www.legislation.gov.uk/ukpga/2019/17/contents/enacted>

¹⁹⁴ HM Government (2018) Serious Violence Strategy

- 3.6.7. However, more needs to be done: as the Serious Violence Strategy (2018) points out, around 1 in 5 shops in the country still fail test purchase checks.¹⁹⁵
- 3.6.8. Local measures have also been taken to reduce and control the illegal sale and use of knives in Kent.
- 3.6.9. As part of Operation Sceptre, which was led by Kent Police in March 2019, more than 26 weapons including knives, blades and a chainsaw were recovered by officers. One of the weapons seized was a large hunting knife found during a stop and search procedure in Rochester. Three people were arrested, and suspected class A drugs were seized. Following the success of Operation Sceptre, Kent Police announced that it would continue its level of enforcement action targeting knife crime.¹⁹⁶
- 3.6.10. The actions taken by KCC's Trading Standards service have also been central. The service took part in Operation Sceptre and helped to identify areas of risk of knife supply in the county.¹⁹⁷ Also, because of its work, most Kent retailers no longer sell the extreme knives that are thought to be used solely for knife attacks.¹⁹⁸
- 3.6.11. As a result of a recent inspection, Trading Standards' ports team found 200 knives which were not declared on importation paperwork. One of the knives was a solid metal dagger with a four-inch blade which was inside a child-appealing package with cartoons on it.¹⁹⁹
- 3.6.12. The Committee is aware that the Offensive Weapons Act 2019 will impose additional responsibilities for KCC's Trading Standards service. However, the Committee believes that this legislation also offers an invaluable opportunity to devise and evaluate innovative initiatives to further tackle the illegal sale and use of knives in the county.^{200 201}
- 3.6.13. While Trading Standards has a number of competing priorities, and has to work reactively to meet the changing demands of the marketplace, a more *proactive* approach involving closer collaboration with local retailers could be adopted.

¹⁹⁵ Ibid

¹⁹⁶ Kent Police (2019) Robust Stance Against Knife Crime to Continue Following Operation Sceptre Successes, online, <https://www.kent.police.uk/news/policing-news/0319/robust-stance-against-knife-crime-to-continue-foll/>

¹⁹⁷ Kent County Council (2019) Knife Crime Select Committee, written evidence

¹⁹⁸ Kent County Council (2019) Knife Crime Select Committee, 12 June 2019

¹⁹⁹ Kent County Council (2019) Knife Crime Select Committee, written evidence

²⁰⁰ Kent County Council (2019) Knife Crime Select Committee, written evidence

²⁰¹ Kent County Council (2019) Knife Crime Select Committee, 12 June 2019

3.6.14. It is suggested that a “**Responsible Trader Scheme**” be piloted, and evaluated, for a period of two years. The evaluation could then inform future policies and practices.

3.6.15. The additional core responsibilities for the service, resulting from the Offensive Weapons Act 2019, include the following tasks:

- reactive, targeted response to reported knife crime incidents involving young people under the age of 18, to identify the retailer and take appropriate compliance action
- “Challenge 25” audits of identified premises, followed by under-age sales enforcement if required
- advisory visits to traders identified through intelligence, providing in-store information (such as stickers and posters) supported by the Kent Community Safety Partnership through the PCC’s Crime Reduction Grant.^{202 203}

3.6.16. Some extra funding will enable the service to deliver additional, more proactive and collaborative interventions, through the employment of a dedicated officer. These include:

- the proactive targeting of traders in Kent who sell knives illegally, including Kent-based online retailers
- the development and delivery of training to targeted retail staff across Kent. The training will include age-verification procedures, appropriate display, and signing up to a “safe knife sales agreement”
- the establishment of a reporting process to enable traders to share information about attempted, illegal purchases
- the co-ordination of local initiatives in collaboration with retailers, local authorities and partner organisations to combat illegal knife sales
- the collection and analysis of data to evaluate the effectiveness of the project and to inform future policy.²⁰⁴

²⁰² Kent County Council (2019) Knife Crime Select Committee, written evidence

²⁰³ Kent County Council (2019) Knife Crime Select Committee, written evidence

²⁰⁴ Ibid

- 3.6.17. It is estimated that the two-year project will require the employment of a 0.6 full-time equivalent KR8 post (about £22k per annum), plus about £5k for the provision of written materials.²⁰⁵
- 3.6.18. While there is already much work to reduce the availability of knives to children and young people, more can be done to ensure that knives do not get into the wrong hands and on to Kent streets. The Committee believes that a more proactive, collaborative approach that promotes intelligence sharing and targets communities with the highest identified risk can help to achieve this aim.

Recommendation 6

KCC's Trading Standards service should devise and evaluate a pilot scheme involving a more proactive approach to the promotion of the responsible sale of knives by local retailers.

²⁰⁵ Kent County Council (2019) Knife Crime Select Committee, written evidence

3.7. Youth Service provision

- 3.7.1. Youth workers play an invaluable role in our communities and provide vital support to young people. However, the landscape of youth services has changed, and most local authorities have reduced this provision for young people because of funding pressures.²⁰⁶
- 3.7.2. Kent has continued to value and fund youth work with a mixed economy of in-house and commissioned provision. Comparable annual budgets from 2015*, which include Youth Justice, Youth Participation, Duke of Edinburgh and HeadStart (excluding building costs), show a funding increase from about £4,523,000 in 2015-16 to about £7,188,200 in 2018-19. Over this period KCC has also continued to fund what was the Community Youth Tutor role (£160,000 per year), despite this income being withdrawn by schools.²⁰⁷
- 3.7.3. Although the general decline of youth service provision has not been a direct causal contributor to knife crime, there is some evidence that it has exacerbated the marginalisation which many young people experience.^{208 209 210 211}
- 3.7.4. The provision of creative youth facilities, staffed by professionally qualified youth workers acting as trusted adults and supporters of young people, has contributed to better social cohesion and mutual respect amongst young people.^{212 213}
- 3.7.5. Youth services can provide children and young people with the life skills, resilience and aspirations to overcome adversity.²¹⁴ They can offer a safe space to play, and a vital safety net for young people who face multiple barriers or disadvantages and who are particularly vulnerable to becoming lured into criminality.^{215 216 217}

²⁰⁶ Greater London Authority (2017) The London Knife Crime Strategy, London

* It is not possible to provide comparable budget data from 2012 to 2019 due to changes in financial coding structures

²⁰⁷ Kent County Council (2019) Knife Crime Select Committee, written evidence

²⁰⁸ Kent County Council (2019) Knife Crime Select Committee, 12 June 2019

²⁰⁹ Kent County Council (2019) Knife Crime Select Committee, written evidence

²¹⁰ Kent County Council (2019) Knife Crime Select Committee, 12 June 2019

²¹¹ Kent County Council (2019) Knife Crime Select Committee, written evidence

²¹² National Youth Agency (2019) All-Party Parliamentary Group on Youth Affairs: Report from the Inquiry into the Role and Sufficiency of Youth Work

²¹³ Kent County Council (2019) Knife Crime Select Committee, written evidence

²¹⁴ National Youth Agency (2019) All-Party Parliamentary Group on Youth Affairs: Report from the Inquiry into the Role and Sufficiency of Youth Work

²¹⁵ Children's Commissioner (2019) Keeping Kids Safe: Improving Safeguarding Responses to Gang Violence and Criminal Exploitation, London.

²¹⁶ Greater London Authority (2017) The London Knife Crime Strategy, London

²¹⁷ National Youth Agency (2019) All-Party Parliamentary Group on Youth Affairs: Report from the Inquiry into the Role and Sufficiency of Youth Work

- 3.7.6. While KCC's Youth Service provision is still robust,²¹⁸ the Committee believes that it is possible to expand its impact by the development of strong partnerships across different sectors and by placing young people and the local community at the centre. In particular, **the Committee advocates additional youth service delivery through a model such as the "OnSide Youth Zone"**.
- 3.7.7. OnSide Youth Zones are designed to offer young people aged 8-19 (25 for those with a disability), who live in deprived areas, a range of leisure activities and an opportunity to learn new skills and to socialise in a safe, positive way.²¹⁹
- 3.7.8. The Youth Zone model is based on the successful Bolton Lads Club, which was established in 1889.²²⁰ The Club is now a state-of-the-art custom-built, modern youth club offering a wide range of sport, art and enterprise activities. The club is open every day of the year, and is visited by over 3,000 young people a week.²²¹
- 3.7.9. Over the last eight years, OnSide has set about replicating the success of the Bolton Lads and Girls Clubs in other towns and cities across the country, including Carlisle, Manchester, Wigan and Wolverhampton. More Youth Zones are planned to open in 2020, including in Warrington, and in Hammersmith and Fulham.²²²
- 3.7.10. **OnSide Youth Zones are based on a dynamic four-way partnership involving the private sector, local authority, young people and the community.**²²³
- 3.7.11. Unlike most youth provision, the private sector provides half of the funding for Youth Zones. By combining substantial private investment with local authority support, Youth Zones are able to provide high-quality facilities and services for their users.²²⁴

²¹⁸ Kent County Council (2019) Knife Crime Select Committee, 10 June 2019

²¹⁹ OnSide (2019) About OnSide Youth Zones, online, <https://www.onsideyouthzones.org/about-onside/>

²²⁰ The Way Wolverhampton Youth Zone (2019) The Youth Zone Network, online, <https://www.thewayyouthzone.org/about-us/youth-zone-network/>

²²¹ OnSide (2019) About OnSide Youth Zones, online, <https://www.onsideyouthzones.org/about-onside/>

²²² OnSide (2019) Our Youth Zones, online, <https://www.onsideyouthzones.org/the-youth-zone-model/our-youth-zones/>

²²³ OnSide (2019) It's a Four Way Partnership, online, <https://www.onsideyouthzones.org/four-way-partnership/>

²²⁴ OnSide (2019) It's a Four Way Partnership, online, <https://www.onsideyouthzones.org/four-way-partnership/>

- 3.7.12. Youth Zones are designed around young people themselves, who are involved at every stage of a Youth Zones' development. Young people are continually consulted on the activities available at their youth zone, which often leads to the introduction of interesting new sports and activities.²²⁵
- 3.7.13. Youth Zones also provide a vital forum for community groups and local services – including other youth service providers, inter-faith groups, the police and social services – to reach local young people, break down barriers and promote local cohesion. Activities include one-to-one interventions with health services, organised workshops with local groups and table tennis matches between young people and local police.²²⁶
- 3.7.14. The Committee believes that the Youth Zone model could be successfully replicated in Kent to maximise and expand current youth service provision.
- 3.7.15. The Committee recommends that KCC's Children, Young People and Education Directorate leads the piloting of a scheme such as the Youth Zone to extend youth service provision in the county. The pilot should take place in a particularly deprived area of Kent and should be combined with an evaluation to assess its effectiveness and to inform future policy.

Recommendation 7

KCC should pilot a scheme such as the Youth Zone to extend youth service provision in the county. The pilot should take place in a particularly deprived area of Kent and should be combined with an evaluation to assess its effectiveness and to inform future policy.

²²⁵ Ibid

²²⁶ Ibid

4. Conclusion

The impact of knife crime is devastating, with considerable costs to individuals, families and communities through loss of life, injuries and trauma. It also has substantial economic costs to society.

During its review the Committee identified a number of recurring themes that form the basis for this report and its recommendations. These are the centrality of multi-agency collaboration, and the critical role of prevention and early intervention - while also acting once violence is causing harm.

Much of the evidence indicates that knife crime cannot be solved by criminal justice measures alone. While law enforcement remains central, the most effective approaches tend to be multi-agency and multi-faceted, requiring collaboration from a range of partners in diagnosing problems, analysing underlying causes, examining what works and developing solutions. A public health approach provides an ideal framework for understanding the causes of violence and for responding with appropriate interventions.

Knife crime is not inevitable and it is therefore preventable. Early interventions and preventative programmes in schools can help young people make positive choices and dissuade those who may be at risk of being drawn into crime. Youth facilities, staffed by professionally qualified youth workers acting as trusted adults, can also provide young people with the life skills, resilience and aspirations to overcome adversity, and can be a vital safety net for those who face multiple barriers or disadvantages.

While preventative educational programmes are crucial in raising awareness of knife crime and gangs, they may be less effective for those who are already involved in serious violence and criminality. There is considerable evidence that many young people involved in gangs and criminal activities are vulnerable victims, as well as perpetrators. These young people often need support to build the resilience necessary to extricate themselves from criminality and to turn their lives around. To make positive changes, mentors and role models can play a key role.

Finally, it is crucial to monitor and restrict the availability of knives themselves. A more proactive approach designed to target illegal sales, and training to targeted retail staff to enforce age-verification procedures and appropriate display, can deter people from carrying and using these weapons.

There are no quick fixes or single measures that can tackle knife crime in Kent. An effective response requires action from a wide range of organisations, a focus on prevention and early intervention policies, and the use of evidence-led methodology to find out which interventions work best.

Knife crime is unacceptable and must not be tolerated. The Committee believes that KCC should do all it can to tackle this form of violence and its devastating consequences for the people of Kent.

Page intentionally left blank

Appendix 1

Evidence

Oral evidence

Monday 10th June 2019

- Roger Gough, Cabinet Member for Children, Young People and Education, Kent County Council
- Dan Bride, Assistant Director (North & West Kent), Adolescent Services, Open Access & Youth Offending, Kent County Council
- Louise Fisher, Assistant Director, Integrated Children's Services, Kent County Council

- Mike Hill OBE, Cabinet Member for Community Services, Kent County Council, and Chair of the Kent Community Safety Partnership
- Shafick Peerbux, Head of Service, Community Safety, Kent County Council

Tuesday 11th June 2019

- Joanna Brennan, Head of Innovation and Engagement (South East & East), Youth Justice Board

- Alan Wood, Community Engagement Manager, Her Majesty's Prison and Probation Service, Her Majesty's Prison/Youth Offender Institution Stanford Hill
- Two residents of HMP Stanford Hill

- Tanya Gillett, Head of Service, Youth Offending Service, Essex County Council

- Claire Ray, Head of Service, Education Safeguarding service, Kent County Council

- Claire Ledger, South Kent Area Safeguarding Adviser, Kent County Council

- John Coull, Detective Superintendent, Kent and Essex Serious Crime Directorate Intelligence, Kent Police

- Guy Thompson, Chief Inspector, Partnerships & Communities, Kent Police

Wednesday 12th June 2019

- Dr Erin Sanders-McDonagh, Senior Lecturer in Criminology, University of Kent
- Mark Pearson, Chief Executive Officer, Excelsior Safeguarding

- James Whiddett, Operations Manager, Trading Standards, Kent County Council
- Oliver Jewell, Principal Trading Standards Officer, Kent County Council

Monday 17th June 2019

- Allison Duggal, Deputy Director, Public Health, Kent County Council

Written evidence

- Dr Robert Hesketh, Lecturer in Criminal Justice, Liverpool John Moores University
- Dr Peter Traynor, Senior Research Assistant, Manchester Metropolitan University
- Scottish Violence Reduction Unit
- National Probation Service
- No Knives Better Lives, Crime Prevention Scotland
- Maidstone and Tunbridge Wells NHS Trust
- Kent Association of Headteachers
- Kent Youth County Council
- Seán Holden – County Councillor for Cranbrook, Kent County Council

Appendix 2

Glossary

CCG: Clinical Commissioning Group

KAH: Kent Association of Headteachers

KCC: Kent County Council

KCSP: Kent Community Safety Partnership

KPHO: Kent Public Health Observatory

KYCC: Kent Youth County Council

LGA: Local Government Association

NHS: National Health Service

ONS: Office for National Statistics

PCC: Police and Crime Commissioner

PSHE: Personal, Social, Health and Economic Education


VRC: Violence Reduction Challenge

Page intentionally left blank

Appendix 3

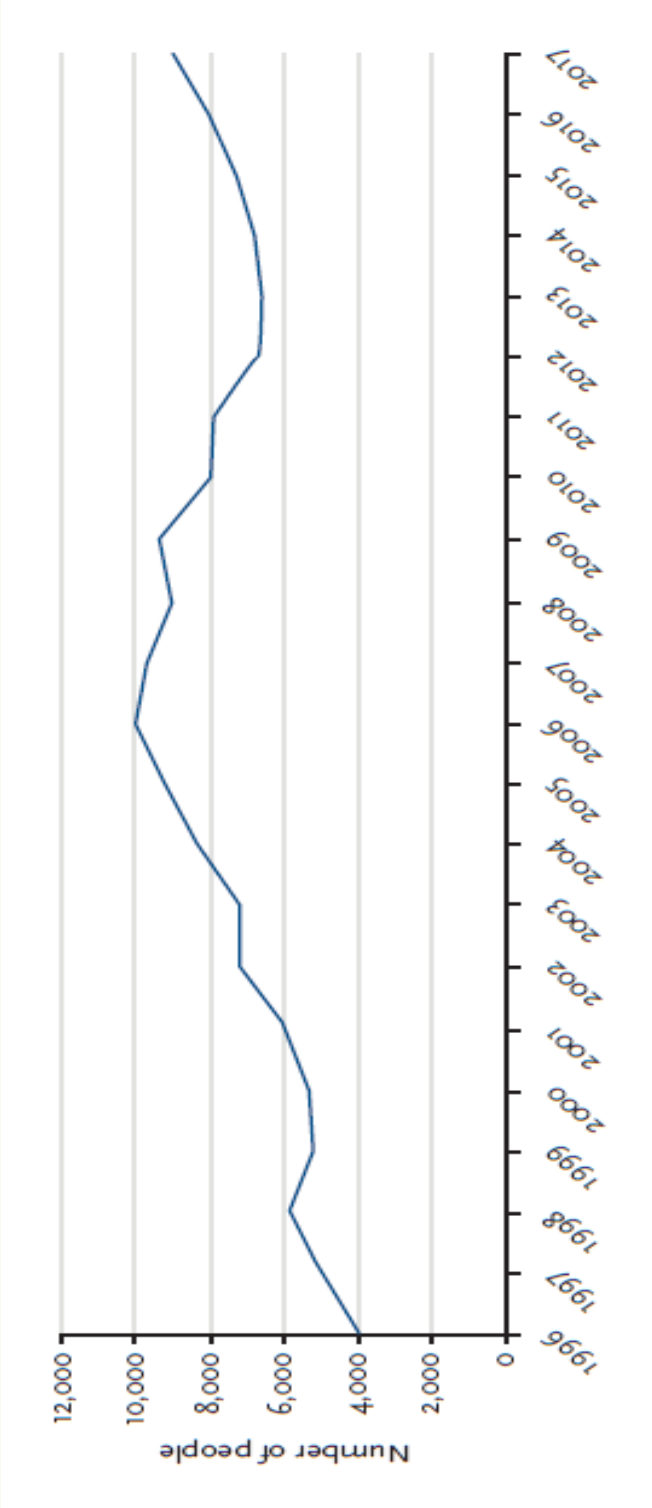
Tables and charts

Figure 1: Selected offences involving a knife or sharp instrument (000s), 2010-2018 (year ending March), England and Wales



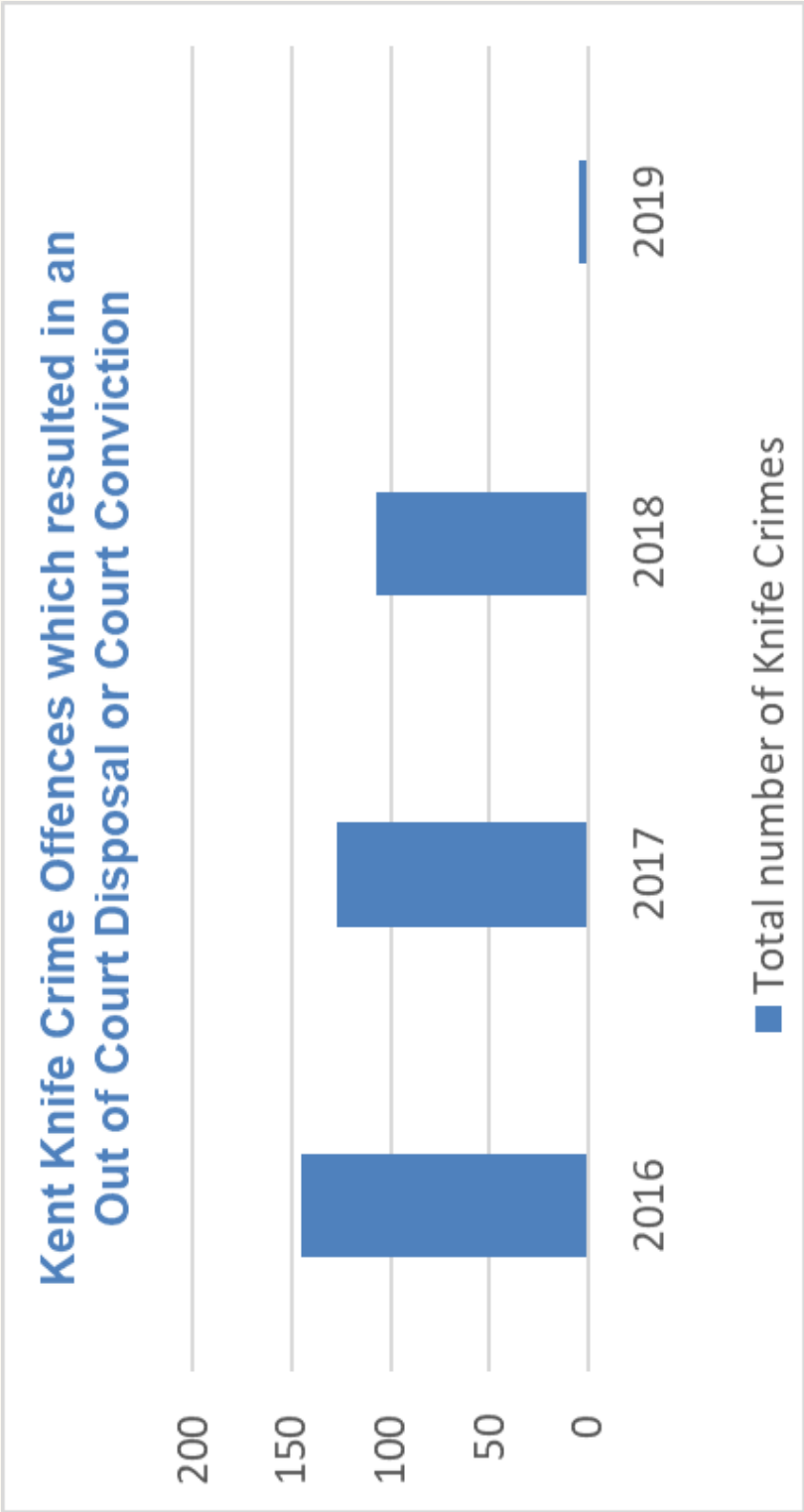
Source: House of Commons Library, Knife Crime in England and Wales, November 2018

Figure 2: Number of people cautioned or found guilty for possession of a knife, England and Wales



Source: Centre for Crime and Justice Studies (2018) *Young People, Violence and Knives: Revisiting the Evidence and Policy Discussions*, London

Figure 3: Number of knife crime offences which resulted in an Out of Court Disposal or Court Conviction, Kent



Source: Kent County Council, Knife Crime, Youth Offending data, Kent, April 2019

Page intentionally left blank

References

BBC News (2019) Ten Charts on the Rise of Knife Crime in England and Wales, online, <https://www.bbc.co.uk/news/uk-42749089>

Centre for Crime and Justice Studies (2018) Young People, Violence and Knives - Revisiting the Evidence and Policy Discussions, London

Children's Commissioner (2019) Keeping Kids Safe: Improving Safeguarding Responses to Gang Violence and Criminal Exploitation, London.

College of Policing (2019) Knife Crime: Evidence Briefing, Coventry

Department for Education and Ministry of Justice (2016) Understanding the Educational Background of Young Offenders: Full Report, London

Educational Life CIC (2018) Margate Taskforce Win Service Champion Team Award, online, <http://educational-life.org/margate-task-force-win-service-champion-team-award/>

Gov.UK (2018) Home Secretary Opens Bidding Process for Youth Endowment Fund, online, <https://www.gov.uk/government/news/home-secretary-opens-bidding-process-for-youth-endowment-fund>

Gov.UK (2019) Timpson Review of School Exclusion, online, <https://www.gov.uk/government/consultations/school-exclusions-review-call-for-evidence>

Greater London Authority (2017) The London Knife Crime Strategy, London

HM Government (2018) Serious Violence Strategy

Home Affairs Committee (2008) Seventh Report of Session 2007–08, Policing in the 21st Century

Home Office (2015) What Works to Prevent Gang Involvement, Youth Violence and Crime; A Rapid Review of Interventions Delivered in the UK and Abroad, London

Home Office (2017) Criminal Exploitation of Children and Vulnerable Adults: County Lines Guidance, London

Home Office (2018) The Economic and Social Costs of Crime, second edition, London

House of Commons Education Committee (2018) Forgotten Children: Alternative Provision and the Scandal of Ever-Increasing Exclusions, Fifth Report of Session 2017–19, London

House of Commons Home Affairs Committee on Knife Crime (2009) Seventh Report of Session 2008-09, London

House of Commons Library (2018) Briefing Paper, Knife Crime in England and Wales, London

Hudek, J. (2018) Evaluation of County Lines Pilot Project, JH Consulting, St. Giles Trust, Missing People

Kent and Medway Gangs Strategy 2018-2021: Our Approach to Ending the Criminal Exploitation of Vulnerable Children and Adults by Gangs

Kent County Council (2019) Kent Secures £1.3m to Tackle Gangs and Youth Violence, online, <https://kccmediahub.net/kent-secures-1-3m-to-tackle-gangs-and-youth-violence745>

Kent County Council (2019) Youth Offending Data, Kent, April 2019

Kent Police – A Parents and Carers’ Guide to Knife Crime, online, https://www.kelsi.org.uk/_data/assets/pdf_file/0009/96075/A-parents-and-carers-guide-to-knife-crime-leaflet.pdf

Kent Police (2019) Knife Crime, online, <https://www.kent.police.uk/advice/knife-crime/>

Kent Police (2019) Robust Stance Against Knife Crime to Continue Following Operation Sceptre Successes, online, <https://www.kent.police.uk/news/policing-news/0319/robust-stance-against-knife-crime-to-continue-foll/>

Kent Police Crime Commissioner (2019) £1m Fund Announced to Tackle Causes of Violent Crime, online, <https://www.kent-pcc.gov.uk/news/2019/03-march/£1m-fund-announced-to-tackle-causes-of-violent-cri/>

Kent Police Crime Commissioner (2019) Violence Reduction Challenge, online, <https://www.kent-pcc.gov.uk/what-we-do/projects-and-campaigns/violence-reduction-challenge/>

Kent Public Health Observatory (2019) Assault by Sharp Object: Kent Residents Admitted to an Acute Hospital During the Period April 2014 to 30 November 2018, Maidstone

Legislation.gov.uk (1953) Prevention of Crime Act 1953, online, www.legislation.gov.uk/ukpga/Eliz2/1-2/14/contents

Legislation.gov.uk (2019) Offensive Weapons Act 2019, online, http://www.legislation.gov.uk/ukpga/2019/17/pdfs/ukpga_20190017_en.pdf

Local Government Association (2018) Public Health Approaches to Reducing Violence, London

Ministry of Justice (2014) Prisoners' Childhood and Family Backgrounds: Results from the Surveying Prisoner Crime Reduction (SPCR) Longitudinal Cohort Study of Prisoners

Ministry of Justice (2017) Table 1, Costs per Prison Place and Cost per Prisoner by Individual Prison Establishment 2016 to 2017 tables, London

National Youth Agency (2019) All-Party Parliamentary Group on Youth Affairs: Report from the Inquiry into the Role and Sufficiency of Youth Work

Office for National Statistics (2018) Crime in England and Wales: Year Ending December 2018, online, <https://www.ons.gov.uk/peoplepopulationandcommunity/crimeandjustice/bulletins/crimeinenglandandwales/yearendingdecember2018#offences-involving-knives-or-sharp-instruments-are-still-rising-while-firearms-offences-decrease>

Office for National Statistics (2018) Knife and Sharp Instrument Offences Recorded by the Police for Selected Offences, online, [Table P5: Knife and sharp instrument offences recorded by the police for selected offences, by police force area, English regions and Wales, percentage change for year ending September 2018 compared with selected periods from year ending March 2011](https://www.ons.gov.uk/peoplepopulationandcommunity/crimeandjustice/bulletins/knifeandsharpinstrumentoffencesrecordedbythepoliceforselectedoffences)

Ofsted (2019) Safeguarding Children and Young People in Education from Knife Crime: Lessons from London, Manchester

OnSide (2019) About OnSide Youth Zones, online, <https://www.onsideyouthzones.org/about-onside/>

OnSide (2019) It's a Four Way Partnership, online, <https://www.onsideyouthzones.org/four-way-partnership/>

OnSide (2019) Our Youth Zones, online, <https://www.onsideyouthzones.org/the-youth-zone-model/our-youth-zones/>

Prison Reform Trust (2018) Prison: The Facts, Bromley Briefings Summer 2018, London

The Guardian (2019) County Lines Drugs Blamed for Kent's Big Rise in Knife Crime, online, <https://www.theguardian.com/uk-news/2019/mar/10/county-lines-drugs-kent-knife-crime-rise-cuts>

The Street Weapons Commission (2008) The Street Weapons Commission Report, London

The Way Wolverhampton Youth Zone (2019) The Youth Zone Network, online, <https://www.thewayyouthzone.org/about-us/youth-zone-network/>

Youth Parliament UK (2019) Action Against Knife Crime, online, <http://www.ukyouthparliament.org.uk/campaign/action-against-knife-crime/>

Youth Parliament UK (2019) UK Youth Parliament Launch “Action Against Knife Crime”, online, <http://www.ukyouthparliament.org.uk/2019/news/uk-youth-parliament-launch-action-against-knife-crime/>

Acknowledgements

We would like to thank all the professionals, academics, colleagues from other local authorities and KCC officers who have taken part in this review. We are indebted to the Kent Youth County Council for their contribution, and to the residents of HMP Standford Hill who provided such a poignant account. Without all of them, the production of this report and its recommendations would not have been possible. We sincerely hope that this report can help to tackle knife crime and its devastating consequences.

The Knife Crime Select Committee

October 2019

Page intentionally left blank

Written by:

**Georgina Little &
Gaetano Romagnuolo**

**Strategic and Corporate Services
Kent County Council**

**Sessions House
County Hall
Maidstone
Kent County Council
ME14 1XQ**

**Tel: 03000 416624
Website: www.kent.gov.uk**



Document is Restricted

This page is intentionally left blank

By virtue of paragraph(s) 3 of Part 1 of Schedule 12A
of the Local Government Act 1972.

Document is Restricted

This page is intentionally left blank

By virtue of paragraph(s) 3 of Part 1 of Schedule 12A
of the Local Government Act 1972.

Document is Restricted

This page is intentionally left blank

By virtue of paragraph(s) 3 of Part 1 of Schedule 12A
of the Local Government Act 1972.

Document is Restricted

This page is intentionally left blank

By virtue of paragraph(s) 3 of Part 1 of Schedule 12A
of the Local Government Act 1972.

Document is Restricted

This page is intentionally left blank